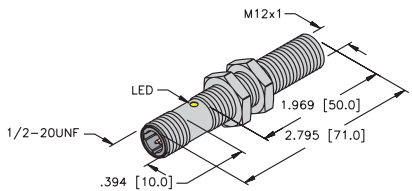
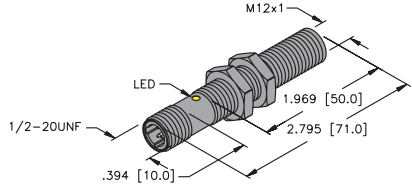
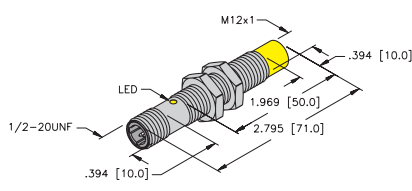
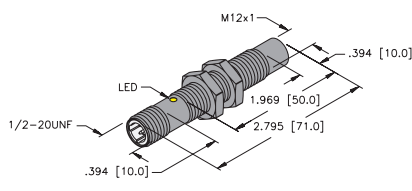
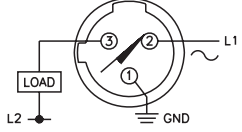


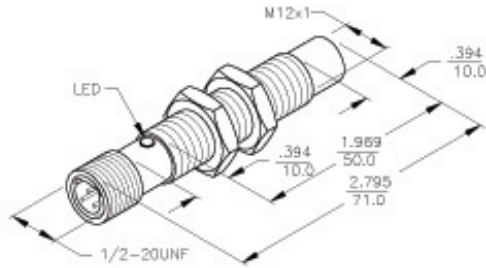
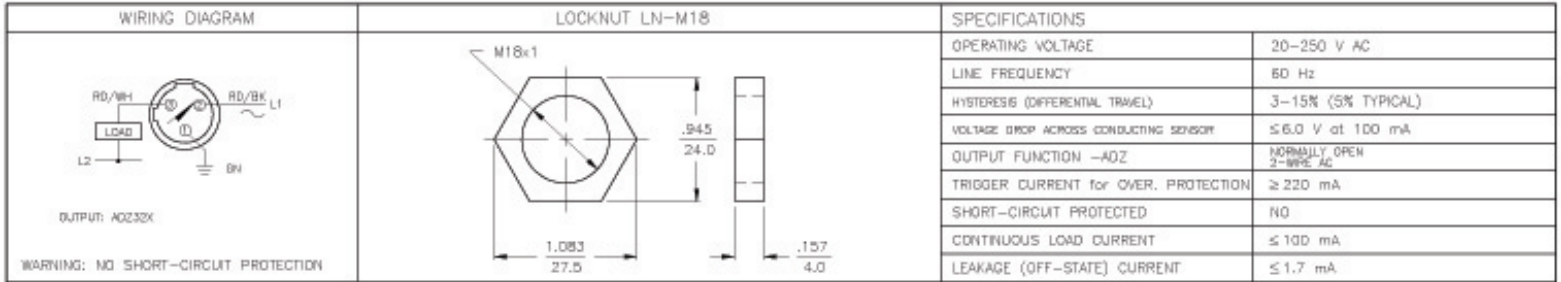
Inductive Sensors



Housing Style	Part Number	ID Number	Features	Sensing Range (mm)	Output	
12 mm - Embeddable, <i>microfast</i>® Connection 	Bi 2-G12-ADZ32X-B3131	T4205001		2	2-Wire AC/DC Short-circuit Protected	
	Bi 2U-G12-ADZ32X-B3131	M4281005	<i>Uprox</i>	2		
	Bi 4-G12-ADZ32X-B3131	T4205031	<i>Ext. Range</i>	4		
		Bi 2-G12-AZ33X-B3131	T1304032		2	2-Wire AC/DC
12 mm - Embeddable, <i>microfast</i> Connection, Teflon Coated 	Bi 2-GT12H-ADZ32X-B3131/S34	T4205093	<i>WFI</i>	2	2-Wire AC/DC Short-circuit Protected	
	Bi 2-GT12H-ADZ32X-B3131/S34/S1589	T4205096	<i>WFI</i>	2		
	Bi 2-GT12-ADZ32X-B3131/S34	T4205005	<i>WFI</i>	2		
	Bi 2U-GT12-ADZ32X-B3131	M4281015	<i>Uprox</i>	2		
		Bi 4-GT12H-ADZ32X-B3131	T4205097	<i>Stoneface</i>	4	2-Wire AC/DC
		Bi 4-GT12H-ADZ32X-B3131/S1589	T4205087	<i>weldguard</i> ®	4	
12 mm - Nonembeddable, <i>microfast</i> Connection 	Ni 4-G12-ADZ32X-B3131	T4205201		4	2-Wire AC/DC Short-circuit Protected	
	Ni 8-G12-ADZ32X-B3131	M4205401	<i>Ext. Range</i>	8		
	Ni 8U-G12-ADZ32X-B3131	M4281105	<i>Ext. Range, Uprox</i>	8		
		Ni 4-G12-AZ33X-B3131	T1304232		4	2-Wire AC/DC
12 mm - Nonembeddable, <i>microfast</i> Connection, Teflon Coated 	Ni 4-GT12-ADZ32X-B3131/S34	T4205205	<i>WFI</i>	4	2-Wire AC/DC	
	Ni 4-GT12-AZ33X-B3131/S34	T1304292	<i>WFI</i>	4		
	Ni 4-GT12H-ADZ32X-B3131/S34/S1589	T4205293	<i>weldguard</i>	4		
	Ni 8-GT12H-ADZ32X-B3131/S1589	T4205480-1	<i>weldguard</i>	8		
	Ni 8U-GT12-ADZ32X-B3131	M4281115	<i>Uprox</i>	8		

Voltage	Switching Freq. (Hz)	Operating Current (mA)	Operating Temp. (°C)	Protection	Housing	Face	Power LED	Output LED	Mating Cordset	Wiring Diagram #	Wiring Diagrams
20-250 VAC 10-300 VDC	20	≤100	-25 to +70	IP 67	CPB	PA 12	N/A	YE	KB 3T-*	1	<p>Diagram 1</p> 
	20	≤100	-30 to +85	IP 67	CPB	PA 12	N/A	YE	KB 3T-*	1	
	20	≤100	-25 to +70	IP 67	CPB	PA 12	N/A	YE	KB 3T-*	1	
20-250 VAC 10-300 VDC	20	≤100	-25 to +70	IP 67	TC	TC	N/A	YE	KB 3T-*	1	
	20	≤100	-25 to +70	IP 67	TC	WG	N/A	YE	KB 3T-*	1	
	20	≤100	-25 to +70	IP 67	TC	TC	N/A	YE	KB 3T-*	1	
	20	≤100	-30 to +85	IP 67	TC	TC	N/A	YE	KB 3T-*	1	
	20	≤100	-25 to +70	IP 67	TC	TC	N/A	YE	KB 3T-*	1	
	20	≤100	-25 to +70	IP 67	TC	TC	N/A	YE	KB 3T-*	1	
20-250 VAC 10-300 VDC	20	≤100	-25 to +70	IP 67	TC	TC	N/A	YE	KB 3T-*	1	
20-250 VAC 10-300 VDC	20	≤100	-25 to +70	IP 67	CPB	PA 12	N/A	YE	KB 3T-*	1	
	20	≤100	-25 to +70	IP 67	CPB	PA 12	N/A	YE	KB 3T-*	1	
	20	≤100	-30 to +85	IP 67	CPB	PA 12	N/A	YE	KB 3T-*	1	
20-250 VAC 10-300 VDC	20	≤100	-25 to +70	IP 67	CPB	PA 12	N/A	YE	KB 3T-*	1	
20-250 VAC 10-300 VDC	20	≤100	-25 to +70	IP 67	TC	PA 12	N/A	YE	KB 3T-*	1	
	20	≤100	-25 to +70	IP 67	TC	PA 12	N/A	YE	KB 3T-*	1	
	20	≤100	-25 to +70	IP 67	TC	WG	N/A	YE	KB 3T-*	1	
	20	≤100	-25 to +70	IP 67	TC	WG	N/A	YE	KB 3T-*	1	
	20	≤100	-30 to +85	IP 67	TC	PA 12	N/A	YE	KB 3T-*	1	

* Length in meters.



**NOTE
PRELIMINARY
SPECIFICATIONS**

<p>RELATED DOCUMENTS</p> <ol style="list-style-type: none"> 1. 2. 3. 4. 	<p>3RD ANGLE PROJECTION</p>	<p>THIS DOCUMENT IS PROPERTY OF TURCK INC. USE OF THIS DOCUMENT WITHOUT WRITTEN PERMISSION IS PROHIBITED.</p>	<p>TURCK INC High Technology Sensor and Automation Controls</p>		
<p>MATERIAL BRASS BARREL</p>	<p>TURCK'S UNLESS OTHERWISE SPECIFIED</p> <p>.X ±0.02 .XX ±0.01 .XXX ±0.005 ANGLES ±1°</p> <p>ALL MILLIMETER DIMENSIONS ARE REFERENCE ONLY</p>	<p>DRAWN IK DATE 9/18/98</p>	<p>SCALE N/A</p>	<p>DESCRIPTION Ni 8U-G12-ADZ32X-B3131</p>	
<p>FINISH COPPER, NICKEL, CHROME PLATING</p>	<p>UNIT OF MEASUREMENT INCH [MILLIMETER]</p>	<p>DO NOT SCALE THIS DRAWING</p>		<p>IDENTIFICATION NO. M4281105 REV P1 FILE: M4281105 SHEET 1 OF 1</p>	
<p>P1</p>	<p>IK 9/18/98</p>	<p>Br DATE ECO NO.</p>			