



Part Number
Key Word



Site Search

TOP

NEWS RELEASE

CONNECTORSEARCH

CATALOG


SAMPLE

STOCK CHECK

[TOP](#) > [FA5S040HP1](#)

Product List

Product Name	FA5S040HP1
Series Name	FA5 Series
Applicable FPC conductor spacing (mm)	0.5
Number of contacts	40
Connector type	Standard mounting type
Material of contact	Copper alloy
Finish of contact in connecting area	Gold
Finish of contact in PCB mounting area	Tin alloy
Applicable FPC thickness (mm)	0.3
ZIF or Non-ZIF	ZIF
PCB mounted height (mm)	1.45
FPC entry angle	Right angle (Lower-side contact)

Packing Type	
Quantity in the standard packing	
Remarks	
Related Documents	
Pair	

Notice:

1. The values specified in this web site are only for reference. The products and their specifications are subject to change without notice. Contact our sales staff for further information before considering or ordering any of our products.
For purchase, a product specification must be agreed upon.
2. Users are requested to provide protection circuits and redundancy circuits to ensure safety of the equipment, and sufficiently review the suitability of JAE's products to the equipment.
3. The products presented in this web site are designed for the uses recommended below. We strongly suggest you contact our sales staff when considering use of any of the products in any other way than the recommended applications or for a specific use that requires an extremely high reliability.

(1) Applications that require consultation:

- (i) Please contact us if you are considering use involving a quality assurance program that you specify or that is peculiar to the industry, such as:
Automotive electrical components, train control, telecommunications devices (mainline), traffic light control, electric power, combustion control, fire prevention or security systems, disaster evention equipment, etc.

(ii) We may separately give you our support with a quality assurance program that you specify, when you think of a use such as :

Aviation or space equipment, submarine repeaters, nuclear power control systems, medical equipment for life support, etc.

(2) Recommended applications include:

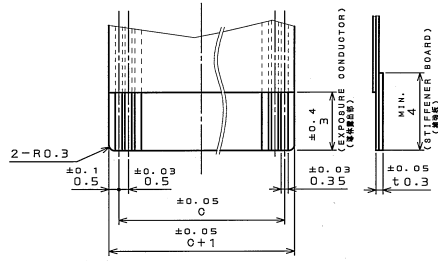
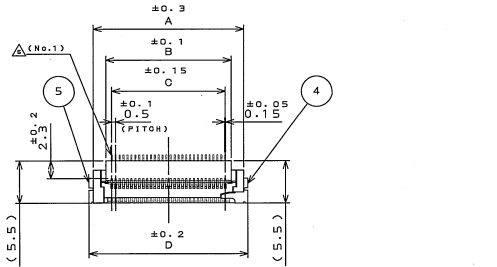
Computers, office appliances, telecommunications devices (terminals, mobile units), measuring equipment, audiovisual equipment, home electric appliances, factory automation equipment, etc

Copyright (C) 2002-2008, Japan Aviation Electronics Industry, Ltd.

878E08

(DRAWING NO.) 各番図図

版数 REV.	年月日 DATE	DCN NO.	変更内容 DESCRIPTION	製図 DR.	担当 CHK.	査閲 APPD.	承認 APPD.
6	5.Feb.2007	062203	REDRAWN etc.		H.YOKO	T. Kudo	K. Harada



APPLICABLE F.P.C. DIMENSION (REF.)
適合FPC寸法(参考)

TABLE 1

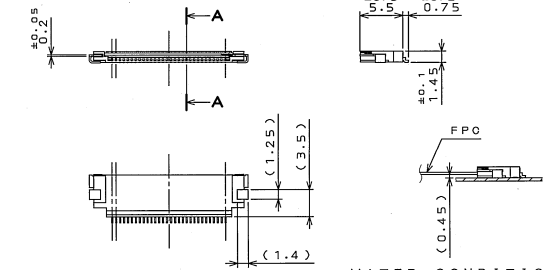
NO. OF CONTACT	A	B	C	D	E
6	7.2	4.0	2.5	8.3	8.7
8	8.2	5.0	3.5	9.3	9.7
10	9.2	6.0	4.5	10.3	10.7
15	11.7	8.5	7.0	12.8	13.2
16	12.2	9.0	7.5	13.3	13.7
18	13.2	10.0	8.5	14.3	14.7
20	14.2	11.0	9.5	15.3	15.7
22	15.2	12.0	10.5	16.3	16.7
24	16.2	13.0	11.5	17.3	17.7
26	17.2	14.0	12.5	18.3	18.7
30	19.2	16.0	14.5	20.3	20.7
36	22.2	19.0	17.5	23.3	23.7
40	24.2	21.0	19.5	25.3	25.7
45	26.7	23.5	22.0	27.8	28.2
50	29.2	26.0	24.5	30.3	30.7

TABLE 2

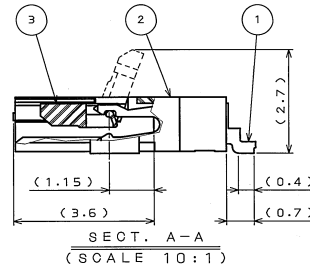
FINISH	CONTACT PART	TERMINAL PART
1	GOLD PLATING	LEAD-FREE TIN ALLOY PLATING

注1.仕上げは金メッキのこと。

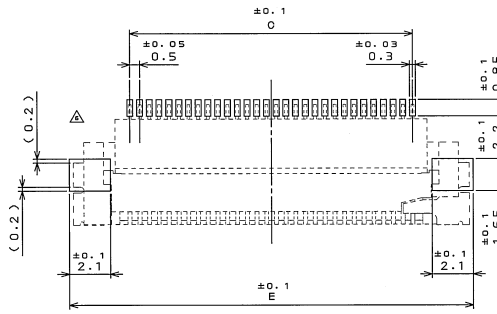
NOTE1. EXPOSURE CONDUCTORS SHOULD BE GIVEN GOLD PLATING.



MATED CONDITION (REF.)
嵌合状態図(参考)



SECT. A-A
(SCALE 10:1)



APPLICABLE P.C.B. DIMENSION (REF.)
適合基板寸法(参考)

符号 NO.	名称 DESCRIPTION	個数 QTY.	材料 MATERIAL	仕上 FINISH	備考 REMARKS
5	HOLD-DOWN-L	1	COPPER ALLOY	LEAD-FREE TIN ALLOY PLATING	
4	HOLD-DOWN-R	1	COPPER ALLOY	LEAD-FREE TIN ALLOY PLATING	
3	ACTUATOR	1	GLASS FILLED NY		COLOR: WHITE UL94V-0
2	BASE INSULATOR	1	GLASS FILLED LCP		COLOR: BLACK UL94V-0
1	CONTACT	TABLE 1	COPPER ALLOY	TABLE 2	
仕様書(SPECIFICATION)		第1版(ORIGINAL DATE)		尺度(SCALE)	
JACS-1710 JAH-1710		5.Jul.2002		2:1	
製図		K.HIROSE		シリーズ(SERIES)	
製図		T.KUDOU		FAS	
実測		M.SUZUKI		名称(TITLE)	
実測		T.MORINO		FAS***HP1	
公差(GENERAL TOLERANCE)		公差(CHECK)		質量(MASS)	
寸法(DIMENSION)		角度(ANGLES)			
. ±0.8		X° ±			
.X ±0.4		X'X' ±			
.XX ±0.1		.XXX ±			
				図面番号(DRAWING NO.)	
				SU036878	

LEAD FREE この製品は鉛フリー品です

JAE CONNECTOR DIV. PROPRIETARY.
COPYRIGHT (C) 2002. JAPAN AVIATION ELECTRONICS INDUSTRY, LTD.

DDF-0-212F(05-08)



SIZE A3
版数 (REV.) 6