

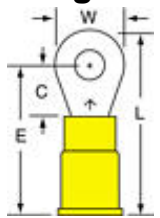
Solutions for Electronic Specialty Markets (ESM)

Product Catalog for Electronic Specialty Markets

- 3M™ Electronic Specialty Markets - New Product Releases
- 3M™ Abrasives
- 3M™ Adhesives, Cleaners & Compounds
- 3M™ Breadboards & Test Clips
- 3M™ Cable & Assemblies
- 3M™ Copper Interconnects
- 3M™ Fiber Optics
- 3M™ Fire Protection
- 3M™ Heat Shrink
- 3M™ Identification Systems
- 3M™ Occupational Health & Safety Products
- 3M™ Protective Bumpers
- 3M™ Reclosable Fasteners
- 3M™ Splicing, Terminating & Ducting
- 3M™ Static Control
- 3M™ Tapes
- 3M™ Terminals, Kits & Tools
- 3M™ Vacuums & Accessories
- 3M™ Warehousing & Packaging Supplies
- 3M™ Wire Connectors

[Product Catalog for Electronic Specialty Markets](#) > [3M™ Terminals, Kits & Tools](#) > [Ring Tongues](#) > [Scotchlok™ Ring Tongue Terminals - Vinyl Insulated Brazed Seam](#) >

[Printer-friendly format](#) **3M™ Scotchlok™ Vinyl Insulated Brazed Seam Ring Tongue Terminal MV10-8RX, Stud Size 8**



[\[click to enlarge\]](#)

This terminal has a wire range of 12-10 AWG and a stud size of 8. It comes in quantities of 50 per carton and 500 per case.

GTIN(UPC/EAN) : 0 00 54007 23342 8
3M Id : 80-6100-0174-7

Additional Information

A ring is the standard style of tongue. The safest and most reliable; it cannot be removed unless mounting screw is removed.

Learn More . . .

- [Packaging Data](#)
- [Ring Tongues - Vinyl Insulated Brazed Seam 12-10 AWG - Product Selection Guide \(PDF 21.1 K\)](#)
- [Scotchlok Crimp-Type Terminals MV10-4R/S THRU MV10-12R - Data Sheet \(PDF 70.2 K\)](#)
- [Terminal Stud Size Chart - Product Selection Guide \(PDF 5.2 K\)](#)

Please Note:
Adobe® Acrobat® Reader is required to view PDF documents.



Other Tools

- What's New
- Sales Contacts
- U.S. Distributors

Characteristics

Agency Approvals	UL and CSA
Barrel Style	Brazed
China RoHS - Below MCV	No
CSA File Number	LR22190

EU RoHS Compliant	No
Insulation Material	Vinyl
Stud Size	8 American Wire Gauge (AWG)
Terminal Style	Standard
Terminal Type	Ring
UL File Number	E23438
Wire Gauge Range	10 to 12 American Wire Gauge (AWG)

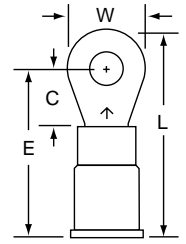


Scotchlok™ Terminals

MV18-2R/S thru MV10-12R

Ring Tongue, Vinyl Insulated, Brazed Seam

Data Sheet



Product Number	Wire Range (AWG)	Stud Size	W	C	L	E	Thickness	Barrel Length	Barrel I.D.	Maximum Insulation Diameter
MV18-2R/S	22-18	2	0.25	0.22	0.80	0.67	0.030	0.25	0.070	0.145
MV18-4R/S	22-18	4	0.25	0.22	0.80	0.67	0.030	0.25	0.070	0.145
MV18-6R/S	22-18	6	0.25	0.22	0.80	0.67	0.030	0.25	0.070	0.145
MV18-8R/L	22-18	8	0.31	0.33	0.93	0.78	0.030	0.25	0.070	0.145
MV18-10R/L	22-18	10	0.31	0.33	0.93	0.78	0.030	0.25	0.070	0.145
MV18-14R/S	22-18	1/4	0.47	0.40	1.08	0.85	0.030	0.25	0.070	0.145
MV18-516R/S	22-18	5/16	0.47	0.40	1.08	0.85	0.030	0.25	0.070	0.145
MV18-38R	22-18	3/8	0.56	0.40	1.13	0.85	0.030	0.25	0.070	0.145
MV14-4R/S	16-14	4	0.25	0.22	0.80	0.67	0.030	0.25	0.090	0.170
MV14-6R/S	16-14	6	0.25	0.22	0.80	0.67	0.030	0.25	0.090	0.170
MV14-8R/S	16-14	8	0.25	0.22	0.80	0.67	0.030	0.25	0.090	0.170
MV14-8R/L	16-14	8	0.31	0.33	0.93	0.78	0.030	0.25	0.090	0.170
MV14-10R	16-14	10	0.33	0.29	0.90	0.74	0.030	0.25	0.090	0.170
MV14-10R/L	16-14	10	0.31	0.33	0.93	0.78	0.030	0.25	0.090	0.170
MV14-14R/S	16-14	1/4	0.47	0.40	1.08	0.85	0.030	0.25	0.090	0.170
MV14-516R/S	16-14	5/16	0.47	0.40	1.08	0.85	0.030	0.25	0.090	0.170
MV14-38R	16-14	3/8	0.56	0.40	1.13	0.85	0.030	0.25	0.090	0.170
MV10-4R/S	12-10	4	0.28	0.29	0.98	0.84	0.040	0.25	0.135	0.250
MV10-6R	12-10	6	0.38	0.29	1.03	0.84	0.040	0.25	0.135	0.250
MV10-8R	12-10	8	0.38	0.29	1.03	0.84	0.040	0.25	0.135	0.250
MV10-10R	12-10	10	0.38	0.29	1.03	0.84	0.040	0.25	0.135	0.250
MV10-14R/S	12-10	1/4	0.53	0.44	1.26	0.99	0.040	0.25	0.135	0.250
MV10-516R/S	12-10	5/16	0.53	0.44	1.26	0.99	0.040	0.25	0.135	0.250
MV10-38R/S	12-10	3/8	0.54	0.44	1.26	0.99	0.040	0.25	0.135	0.250
MV10-12R	12-10	1/2	0.75	0.57	1.50	1.12	0.040	0.25	0.135	0.250



UNDERWRITERS
LABORATORIES
STANDARD NO. UL 486A
3M FILE NO. E23438



CANADIAN STANDARDS
ASSOCIATION
STANDARD NO. C22.2
NO. 0. 65
3M FILE NO. LR22190

Specifications

Wire Size:	See Table Above
Barrel Seam:	Brazed
Max. Voltage Rating:	600 V Building Wire 1000 V Signs, Fixtures and Luminaires
Max. Temperature Rating:	221°F (105°C)
Max. Current:	Same as Wire
Insulator Material:	Vinyl
Terminal Material:	ETP Copper
Terminal Plating:	Tin

Installation Information

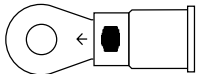
WARNING


Turn power off before installing or removing terminal. All electrical work should be done according to appropriate electrical codes.

UL Listed and CSA Certified for use on stranded copper (AWG) wire only.

Strip away the end 3/8 inch of wire insulation.

Make the crimp in the proper station of a recommended 3M crimp tool: TH-440, TH-450 (scissor style), or TR-490 (ratchet style) hand tools.



 Barrel Crimp (Electrical)

3M and Scotchlok are trademarks of 3M.



is a trademark of Underwriters Laboratories.



is a trademark of Canadian Standards Association.

IMPORTANT NOTICE

Before using this product, you must evaluate it and determine if it is suitable for your intended application. You assume all risks and liability associated with such use.

Warranty; Limited Remedy; Limited Liability. This product will be free from defects in material and manufacture as of the date of purchase. **3M MAKES NO OTHER WARRANTIES INCLUDING, BUT NOT LIMITED TO, ANY IMPLIED WARRANTY OF MERCHANTABILITY OR FITNESS FOR A PARTICULAR PURPOSE.** If this product is defective within the warranty period stated above, your exclusive remedy shall be, at 3M's option, to replace or repair the 3M product or refund the purchase price of the 3M product. **Except where prohibited by law, 3M will not be liable for any loss or damage arising from this 3M product, whether direct, indirect, special, incidental or consequential regardless of the legal theory asserted.**

3M

Electrical Products Division

6801 River Place Blvd.
Austin, TX 78726-9000
<http://www.3M.com/elpd>

Engineering Specification

Crimp-type terminals shall, electrically and mechanically, connect to a pre-stripped end of a stranded copper wire: and have a flat tongue portion with a central opening for mounting around a screw or stud.

The terminal line shall offer tongue variations in hole (stud) size (6, 8 10, etc.) and configuration (ring, fork, block fork, flanged block fork, locking fork, etc.): and barrel variations in wire (AWG) size (22-18, 16-14, 12-10, etc.) and construction (non-insulated brazed seam, vinyl insulated butted seam, nylon insulated with insulation grip, etc.). The terminal line shall have regulatory agency coverage (UL Listing, CSA Certification). The terminal tongue shall be marked with the wire range and manufacturer's symbol (↑).

The vinyl-insulated, brazed seam ring tongue terminal shall be tin-plated, annealed copper, with the tongue having a specified stud hole (size 2 thru 1/2 in.) and a brazed seam barrel covered by a molded vinyl funnel entry sleeve, color coded and sized for a specified (AWG) wire range (22-18, 16-14, 12-10).

Insulated terminals shall be UL Listed and CSA Certified for 600 Volts maximum building wire: 1000 Volts maximum in signs, fixtures and luminaires and have a maximum operating temperature of 221°F (105°C).

Litho in USA.

© 3M 2002 78-8126-0513-3-A