


BF 01/02/07/06/05/04: Radial Leads



BQ 01/02/07/06/05/04: Lead Free

CPM-83----- pitch = 5.08mm (0.200")



GENERAL DESCRIPTION

Dielectric: Metallized polyester film (Polyethylene terephthalate)

Stacked-film

Leads: Radial tin - plated wire

Protection: Plastic case (UL 94: V-O) / Epoxy Resin

Marking: Logo

Nominal Capacitance

Tolerance (EIA)

DC Nominal Voltage

Example: **T 100nK 63**

Delivery Mode: Bulk

Taped (reel or ammpack)

STANDARDIZATION

Generic specifications:

CEI 384-1/CECC 30000/UTE 83100

Sectional specifications:

CEI 384-2/CECC 30400/UTE 83151

Complies with special specification:

CECC 30401-063

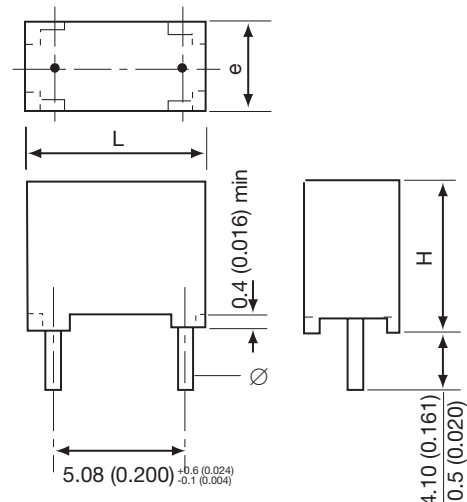
APPLICATIONS

- Commodity Product:
 - Supply decoupling
 - Filter
 - Integrators
 - Treatment of analog signals
 - Rejection of line perturbations, etc.

DIMENSIONS

millimeters (inches)

Case	L max	H max	e max	$\phi \pm 0.02$
01	7.5 (0.295)	6.5 (0.256)	2.5 (0.098)	0.5 (0.020)
02	7.5 (0.295)	8.0 (0.315)	3.2 (0.126)	0.5 (0.020)
05	7.5 (0.295)	12.0 (0.472)	6.0 (0.236)	0.5 (0.020)
06	7.5 (0.295)	9.6 (0.378)	6.0 (0.236)	0.5 (0.020)
07	7.5 (0.295)	8.0 (0.315)	5.0 (0.197)	0.5 (0.020)
04	7.5 (0.295)	13.0 (0.512)	7.5 (0.295)	0.5 (0.020)



HOW TO ORDER

BF01 or BQ01

Type

4

Class

D

Voltage

0104

Capacitance

K

Tolerance

--

Suffix

BF 01/02/07/06/05/04: Radial Leads



BQ 01/02/07/06/05/04: Lead Free

CPM-83----- pitch = 5.08mm (0.200")

PERFORMANCE CHARACTERISTICS

Climatic Category	55/100/56 Performance Class 2
Capacitance Range	C_R 1nF to 2.2 μ F (E12)
Tolerance on C_R	$\pm 5\%$; $\pm 10\%$ (other values on request)
Nominal Voltages	VR_ 63/100/250/400/630V VR~ 40/63/160/200/220V
Category Voltage	$V_c = 0.8V_R$ at 100°C
Test Voltage	$V_e = 1.6V_R/2s$ at 25°C

- Tangent of Loss Angle: D.F.

Measurement Frequency	Capacitance	DF: Performance Category 2
1kHz	$C_R \leq 1\mu F$	$\leq 1.0\%$
100 Hz	$C_R > 1\mu F$	$\leq 1.0\%$

- Insulation Resistance: IR

Measuring Points	$C_R \leq 0.33\mu F$		$C_R > 0.33\mu F$	
	IR min (G Ω)		IR * C_R min (M Ω * μF)	
	Performance Class 2		Performance Class 2	
Between Terminals	$V_R \leq 100V$	$V_R > 100V$	$V_R \leq 100V$	$V_R > 100V$
	3.75	7.5	1.25	2.5
Between Terminals and Ground	$\geq 30,000 \Omega$			

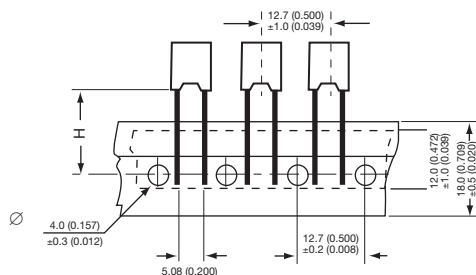
- Max voltage gradient

V_R	63	100	250	400	630
$(dv/dt)_R$ max	38	40	110	270	400

PACKAGING

millimeters (inches)

	Panasert	Avisert
H	16.5 ± 0.30 (0.65 ± 0.012)	19.5 ± 0.50 (0.768 ± 0.020)



Thermoadhesive tape ▲
(Other sizes according to standard CEI : 286-2)
Dimensions: millimeters (inches)

Case	Quantity					
	Reel		Ammopack		Bulk	
Suffix X	DB panasert	DD avisert	DA panasert	DC avisert	USA Std.	Europe / Asia Std.
01	2500		2500		1000	5000
02	1800		2000		1000	3800
07	1200		1250		1000	2500
06	900		1100		1000	1500
05	900		1100		1000	1500
04	750		750		1000	1000



BF 01/02/07/06/05/04: Radial Leads



BQ 01/02/07/06/05/04: Lead Free

CPM-83----- pitch = 5.08mm (0.200")

CAPACITANCE VALUES (C_R) and NOMINAL VOLTAGES (V_R)

Capacitance Range (C_R)	Reference				
	BF or BQ				
	V_R / V_{R-}				
	63/40 (voltage code: D)	100/63 (voltage code: E)	250/160 (voltage code: G)	400/200 (voltage code: I)	630/230 (voltage code: K)
1,000 pF	BF01 or BQ01	BF01 or BQ01	BF01 or BQ01	BF01 or BQ01	BF01 or BQ01
1,200	BF01 or BQ01	BF01 or BQ01	BF01 or BQ01	BF01 or BQ01	
1,500	BF01 or BQ01	BF01 or BQ01	BF01 or BQ01	BF01 or BQ01	BF02 or BQ02
1,800	BF01 or BQ01	BF01 or BQ01	BF01 or BQ01	BF01 or BQ01	
2,200 pF	BF01 or BQ01	BF01 or BQ01	BF01 or BQ01	BF01 or BQ01	BF02 or BQ02
2,700	BF01 or BQ01	BF01 or BQ01	BF01 or BQ01	BF01 or BQ01	
3,300	BF01 or BQ01	BF01 or BQ01	BF01 or BQ01	BF01 or BQ01	BF07 or BQ07
3,900	BF01 or BQ01	BF01 or BQ01	BF01 or BQ01	BF01 or BQ01	
4,700 pF	BF01 or BQ01	BF01 or BQ01	BF01 or BQ01	BF01 or BQ01	BF07 or BQ07
5,600	BF01 or BQ01	BF01 or BQ01	BF01 or BQ01	BF01 or BQ01	
6,800	BF01 or BQ01	BF01 or BQ01	BF01 or BQ01	BF01 or BQ01	BF06 or BQ06
8,200	BF01 or BQ01	BF01 or BQ01	BF01 or BQ01	BF01 or BQ01	
10,000 pF	BF01 or BQ01	BF01 or BQ01	BF01 or BQ01	BF01 or BQ01	BF05 or BQ05
12,000	BF01 or BQ01	BF01 or BQ01	BF01 or BQ01	BF02/****BF01 or BQ02/****BQ01	
15,000	BF01 or BQ01	BF01 or BQ01	BF01 or BQ01	BF02/****BF01 or BQ02/****BQ01	
18,000	BF01 or BQ01	BF01 or BQ01	BF01 or BQ01	BF02/****BF01 or BQ02/****BQ01	
22,000	BF01 or BQ01	BF01 or BQ01	BF01 or BQ01	BF02/****BF01 or BQ02/****BQ01	
27,000	BF01 or BQ01	BF01 or BQ01	BF01 or BQ01	BF07/****BF02 or BQ07/****BQ02	BF05 or BQ05
33,000	BF01 or BQ01	BF01 or BQ01	BF02 or BQ02	BF07/****BF02 or BQ07/****BQ02	
39,000	BF01 or BQ01	BF01 or BQ01	BF02/****BF01 or BQ02/****BQ01	BF06 or BQ06	BF05 or BQ05
47,000 pF	BF01 or BQ01	BF01 or BQ01	BF02 or BQ02	BF06 or BQ06	
56,000	BF01 or BQ01	BF01 or BQ01	BF07 or BQ07	BF04 or BQ04	
68,000	BF01 or BQ01	BF01 or BQ01	BF07 or BQ07	BF04 or BQ04	
82,000	BF01 or BQ01	BF01 or BQ01	BF07 or BQ07	BF04 or BQ04	
100 nF	BF01 or BQ01	BF01 or BQ01	BF07 or BQ07	BF04 or BQ04	
120	BF01 or BQ01	BF01 or BQ01	BF06/****BF07 or BQ06/****BQ07		
150	BF01 or BQ01	BF01 or BQ01	BF06 or BQ06		
180	BF01 or BQ01	BF02 or BQ02	BF04 or BQ04		
220 nF	BF01 or BQ01	BF02 or BQ02	BF04/****BF05 or BF04/****BF05		
270	BF02 or BQ02	BF07/****BF02 or BQ07/****BQ02			
330	BF02/****BF01 or BQ02/****BQ01	BF07 or BQ07			
390	BF02 or BQ02	BF07 or BQ07			
470 nF	BF02 or BQ02	BF07 or BQ07			
560	BF07 or BQ07	BF05/****BF06 or BQ05/****BQ06			
680	BF07 or BQ07	BF05/****BF06 or BQ05/****BQ06			
820	BF07 or BQ07	BF05/****BF06 or BQ05/****BQ06			
1 μ F	BF07 or BQ07	BF05 or BQ05			
1.5 μ F	BF05* or BQ05*				
2.2 μ F	BF05** or BQ05**				

*Upon request - no change

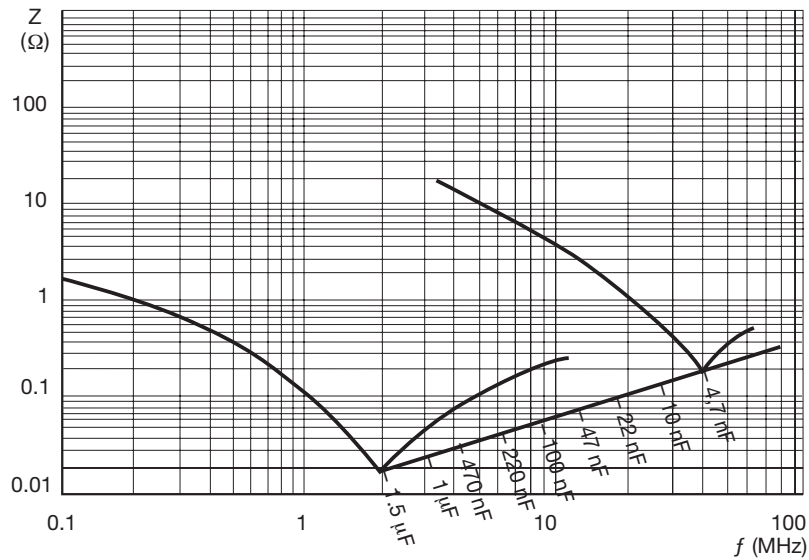
**Upon request & only available 50 V (V_R) - no change

****New Case size reduction: BF02 to BF 01, BF07 to BF02, BF06 to BF07, BF04 to BF05, BF05 to BF06



CHARACTERISTICS CURVES

Influence of the frequency on the impedance (room temperature).



Nominal RMS voltage vs. frequency (room temperature) allowing a 10°C increase of the external temperature of the box.

