

SF05 39 CFM (66 M³/Hr) Side-Mount Filter Fan

Standard Features

- Free air flow up to 39 CFM (66 M³/Hr)
- Approximate size 5" (148mm)
- Enclosure side wall mounting
- Standard foam-in-place gasket
- Click-fit design quickly installs into enclosure wall;
no tools or screws required
- Similar cut-out sizes as other filter fan manufacturers
- Terminal wire connections
- Simple snap-open grille for easy filter replacement

Finish

- RAL 7035 light gray UV-resistant plastic standard
- RAL 9011 black UV-resistant plastic optional

Industry Standard

- UL/cUL recognized, CE, CSA (fan motor only)
- Type 12 / IP54 standard
- Type 12 / IP55 optional

ELECTRICAL DATA				
Rated Voltage(hz)	115	230	24	48
Frequency (Hertz)	50/60	50/60	na	na
Nominal Current Maximum (Amps)	0.23	0.11	0.17	0.08
Power Consumption Maximum (Watts)	20	20	4.1	3.5
Power Connection	Terminal Block			
TYPE 12 / IP54 FILTER FANS				
RAL7035 Light Gray Catalog #s:				
Item	20261	20263	20255	20257
Model	SF-0516-414	SF-0526-414	SF-0524-414	SF-0548-414
RAL9011 Black Catalog #s:				
Item	20262	20264	20256	20258
Model	SF-0516-413	SF-0526-413	SF-0524-413	SF-0548-413
Free Air Flow - CFM (M ³ /Hr)	39 (66)	39 (66)	39 (66)	39 (66)
Air Flow with 1 Exhaust Grille - CFM (M ³ /Hr)	26 (44)	26 (44)	26 (44)	26 (44)
Air Flow with 2 Exhaust Grilles - CFM (M ³ /Hr)	30 (51)	30 (51)	30 (51)	30 (51)
TYPE 12 / IP55 FILTER FANS				
RAL7035 Light Gray Catalog #s:				
Item	20375	20377	20371	20373
Model	SF-0516-514	SF-0526-514	SF-0524-514	SF-0548-514
RAL9011 Black Catalog #s:				
Item	20376	20378	20372	20374
Model	SF-0516-513	SF-0526-513	SF-0524-513	SF-0548-513
Free Air Flow - CFM (M ³ /Hr)	36 (61)	36 (61)	36 (61)	36 (61)
Air Flow with 1 Exhaust Grille - CFM (M ³ /Hr)	28 (47)	28 (47)	28 (47)	28 (47)
Air Flow with 2 Exhaust Grilles - CFM (M ³ /Hr)	70 (118)	70 (118)	70 (118)	70 (118)
FILTER FAN UNIT CONSTRUCTION				
Fan RPM	2650/3100	2650/3100	3050	3050
Sound Pressure (dBA)	42	42	42	42
Operating Temperature Range:				
Maximum (°F / °C)	131/55	131/55	149/65	149/65
Minimum (°F / °C)	14/-10	14/-10	-4/-20	-4/-20
Service Life (hours)	27,500	27,500	50,000	50,000
Unit Dimensions - H x W x D (in / mm)	5.83 x 5.83 x 2.56 (148 x 148 x 65)			
Cut-Out Dimensions - H x W (in / mm)	4.92 x 4.92 (125 x 125)			
Weight (lb / kg)	1.19 / .54			
TYPE 12 / IP54 EXHAUST GRILLES				
RAL 7035 Light Gray:				
Item # / Model #	20235 / SG-0500-404			
RAL 9011 Black:				
Item # / Model #	20236 / SG-0500-403			
TYPE 12 / IP55 EXHAUST GRILLES				
RAL 7035 Light Gray:				
Item # / Model #	20361 / SG-0500-504			
RAL 9011 Black:				
Item # / Model #	20362 / SG-0500-503			
ACCESSORIES				
Replacement Filters:				
Type 12 / IP54 Item #	10-1000-60			
Type 12 / IP55 Item # / Model #	20453/10-1000-64			
Thermostat Item #	TWR 60			
Stainless Steel Washdown Shroud Item # / Model #	20458/SH-0500-005			

NOTE: Above air flow rates at 60 herz; see performance curves for air flow at 50 herz and more details
Unit depth is from the back edge of the grille to the back of the fan

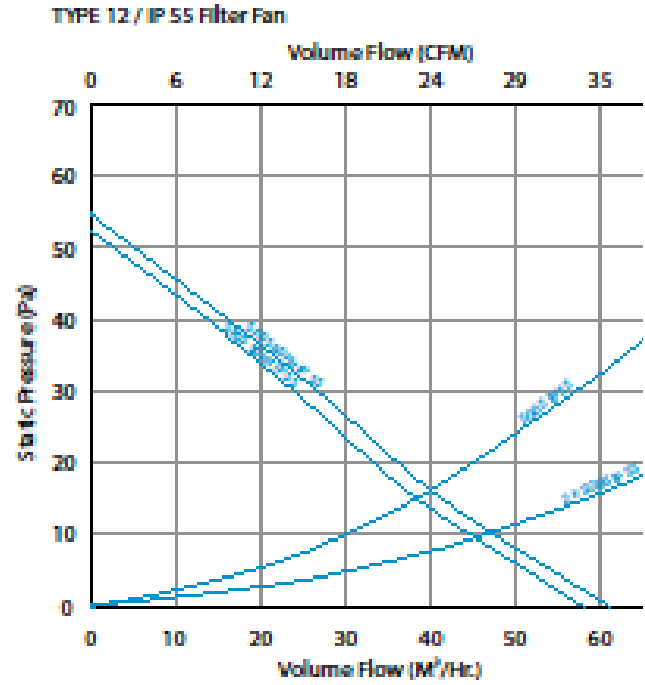
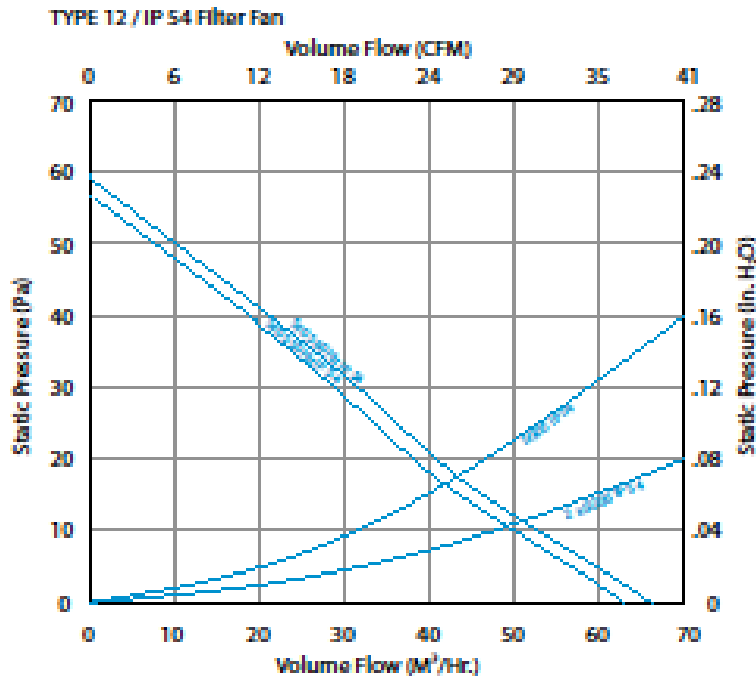
SF05 39 CFM (66 M³/Hr) Side-Mount Filter Fan

Performance Curves

TYPE 12 / IP 54 Filter Fan

TYPE 12 / IP55 Filter Fan

SF05 39 CFM (66 M³/Hr.) Side-Mount Filter Fan Performance Curve



SF09 75 CFM (127 M³/Hr) Side-Mount Filter Fan

Standard Features

- Free air flow up to 75 CFM (127 M³/Hr)
- Approximate size 9" (200mm)
- Enclosure side wall mounting

ELECTRICAL DATA				
Rated Voltage(hz)	115	230	24	48
Frequency (Hertz)	50/60	50/60	na	na
Nominal Current Maximum (Amps)	0.23	0.11	0.17	0.75
Power Consumption Maximum (Watts)	20	20	4.1	3.5
Power Connection	Terminal Block			
TYPE 12 / IP54 FILTER FANS				
RAL7035 Light Gray Catalog #s:				
Item	20271	20273	20265	20267
Model	SF-0916-414	SF-0926-414	SF-0924-414	SF-0948-414
RAL9011 Black Catalog #s:				
Item	20272	20274	20266	20268
Model	SF-0916-413	SF-0926-413	SF-0924-413	SF-0948-413
Free Air Flow - CFM (M ³ /Hr)	75 (127)	75 (127)	75 (127)	75 (127)
Air Flow with 1 Exhaust Grille - CFM (M ³ /Hr)	59 (100)	59 (100)	59 (100)	59 (100)
Air Flow with 2 Exhaust Grilles - CFM (M ³ /Hr)	67 (114)	67 (114)	67 (114)	67 (114)
TYPE 12 / IP55 FILTER FANS				
RAL7035 Light Gray Catalog #s:				
Item	20385	20387	20381	20383
Model	SF-0916-514	SF-0926-514	SF-0924-514	SF-0948-514
RAL9011 Black Catalog #s:				
Item	20386	20388	20382	20384
Model	SF-0916-513	SF-0926-513	SF-0924-513	SF-0948-513
Free Air Flow - CFM (M ³ /Hr)	70 (118)	70 (118)	70 (118)	70 (118)
Air Flow with 1 Exhaust Grille - CFM (M ³ /Hr)	54 (92)	54 (92)	54 (92)	54 (92)
Air Flow with 2 Exhaust Grilles - CFM (M ³ /Hr)	62 (106)	62 (106)	62 (106)	62 (106)
FILTER FAN UNIT CONSTRUCTION				
Fan RPM	2650/3100	2650/3100	3050	3050
Sound Pressure (dBA)	51	51	51	51
Operating Temperature Range:				
Maximum (°F / °C)	131/55	131/55	149/65	149/65
Minimum (°F / °C)	14/-10	14/-10	-4/-20	-4/-20
Service Life (hours)	27,500	27,500	50,000	50,000
Unit Dimensions - H x W x D (in / mm)	8.03 x 8.03 x 3.54 (204 x 204 x 90)			
Cut-Out Dimensions - H x W (in / mm)	6.97 x 6.97 (177 x 177)			
Weight (lb / kg)	1.74 x .79			
TYPE 12 / IP54 EXHAUST GRILLES				
RAL 7035 Light Gray:				
Item # / Model #	20237 / SG-0900-404			
RAL 9011 Black:				
Item # / Model #	20237 / SG-0900-403			
TYPE 12 / IP55 EXHAUST GRILLES				
RAL 7035 Light Gray:				
Item # / Model #	20363 / SG-0900-504			
RAL 9011 Black:				
Item # / Model #	20364 / SG-0900-503			
ACCESSORIES				
Replacement Filters:				
Type 12 / IP54 Item #	10-1000-60			
Type 12 / IP55 Item # / Model #	20454 / 10-1000-65			
Thermostat Item #	TWR 60			
Stainless Steel Washdown Shroud Item # / Model #	20461 / SH-0900-005			

NOTE: Above air flow rates at 60 herz; see performance curves for air flow at 50 herz and more details
Unit depth is from the back edge of the grille to the back of the fan

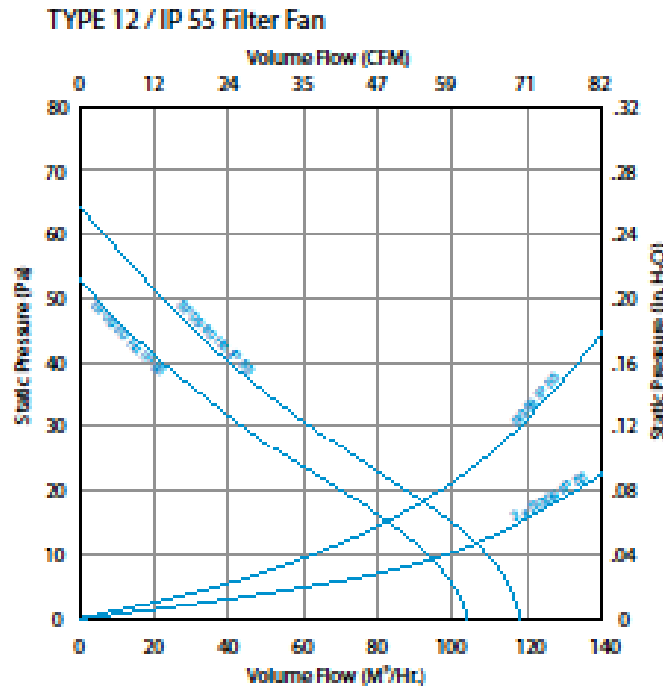
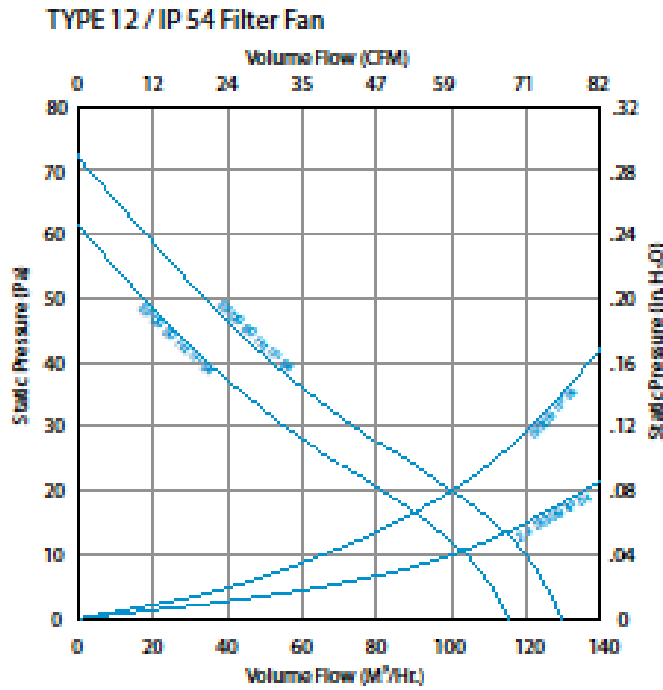
SF09 75 CFM (127 M³/Hr) Side-Mount Filter Fan

Performance Curves

TYPE 12 / IP 54 Filter Fan

TYPE 12 / IP55 Filter Fan

**SF09 75 CFM (127 M³/Hr.) Side-Mount Filter Fan
Performance Curve**



SF10 162 CFM (275 M³/Hr) Side-Mount Filter Fan

Standard Features

- Free air flow up to 162 CFM (275 M³/Hr)
- Approximate size 10" (250mm)
- Enclosure side wall mounting
- Standard foam-in-place gasket
- Click-fit design quickly installs into enclosure wall;
no tools or screws required
- Similar cut-out sizes as other filter fan manufacturers
- Terminal wire connections

ELECTRICAL DATA				
Rated Voltage(hz)	115	230	24	48
Frequency (Hertz)	50/60	50/60	na	na
Nominal Current Maximum (Amps)	.53/.50	.30/.25	0.66	0.33
Power Consumption Maximum (Watts)	43/40	45/39	16	16
Power Connection	Terminal Block			
TYPE 12 / IP54 FILTER FANS				
RAL7035 Light Gray Catalog #s:				
Item	20291	20293	20285	20287
Model	SF-1016-414	SF-1026-414	SF-1024-414	SF-1048-414
RAL9011 Black Catalog #s:				
Item	20292	20294	20286	20288
Model	SF-1016-413	SF-1026-413	SF-1024-413	SF-1048-413
Free Air Flow - CFM (M ³ /Hr)	162 (275)	162 (275)	162 (275)	162 (275)
Air Flow with 1 Exhaust Grille - CFM (M ³ /Hr)	133 (226)	133 (226)	133 (226)	133 (226)
Air Flow with 2 Exhaust Grilles - CFM (M ³ /Hr)	149 (253)	149 (253)	149 (253)	149 (253)
TYPE 12 / IP55 FILTER FANS				
RAL7035 Light Gray Catalog #s:				
Item	20405	20407	20401	20403
Model	SF-1016-514	SF-1026-514	SF-1024-514	SF-1048-514
RAL9011 Black Catalog #s:				
Item	20406	20408	20402	20404
Model	SF-1016-513	SF-1026-513	SF-1024-513	SF-1048-513
Free Air Flow - CFM (M ³ /Hr)	149 (253)	149 (253)	149 (253)	149 (253)
Air Flow with 1 Exhaust Grille - CFM (M ³ /Hr)	122 (207)	122 (207)	122 (207)	122 (207)
Air Flow with 2 Exhaust Grilles - CFM (M ³ /Hr)	137 (233)	137 (233)	137 (233)	137 (233)
FILTER FAN UNIT CONSTRUCTION				
Fan RPM	2760/3030	2760/3030	2950	2950
Sound Pressure (dBA)	52	52	52	52
Operating Temperature Range:				
Maximum (°F / °C)	131/55	131/55	131/55	131/55
Minimum (°F / °C)	14/-10	14/-10	14/-10	14/-10
Service Life (hours)	40,000	40,000	40,000	40,000
Unit Dimensions - H x W x D (in / mm)	9.84 x 9.84 x 4.72 (250 x 250 x 120)			
Cut-Out Dimensions - H x W (in / mm)	8.78 x 8.78 (223 x 223)			
Weight (lb / kg)	4.19 / 1.9			
TYPE 12 / IP54 EXHAUST GRILLES				
RAL 7035 Light Gray:				
Item # / Model #	20241 / SG-100-404			
RAL 9011 Black:				
Item # / Model #	20242 / SG-1000-403			
TYPE 12 / IP55 EXHAUST GRILLES				
RAL 7035 Light Gray:				
Item # / Model #	20365 / SG-1000-504			
RAL 9011 Black:				
Item # / Model #	20366 / SG-100-503			
ACCESSORIES				
Replacement Filters:				
Type 12 / IP54 Item #	10-1000-62			
Type 12 / IP55 Item # / Model #	20455 / 10-1000-66			
Thermostat Item #	TWR 60			
Stainless Steel Washdown Shroud Item # / Model #	20462 / SH-1000-005			

NOTE: Above air flow rates at 60 hertz; see performance curves for air flow at 50 hertz and more details
Unit depth is from the back edge of the grille to the back of the fan

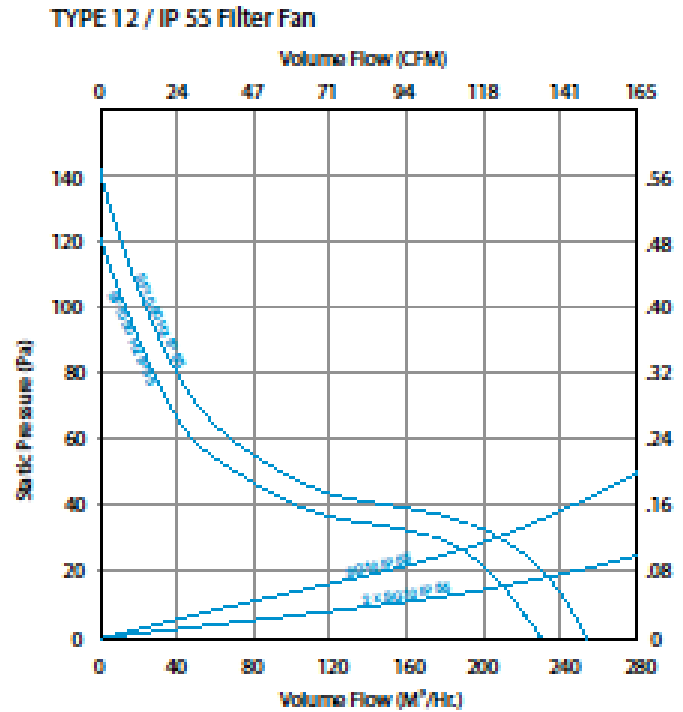
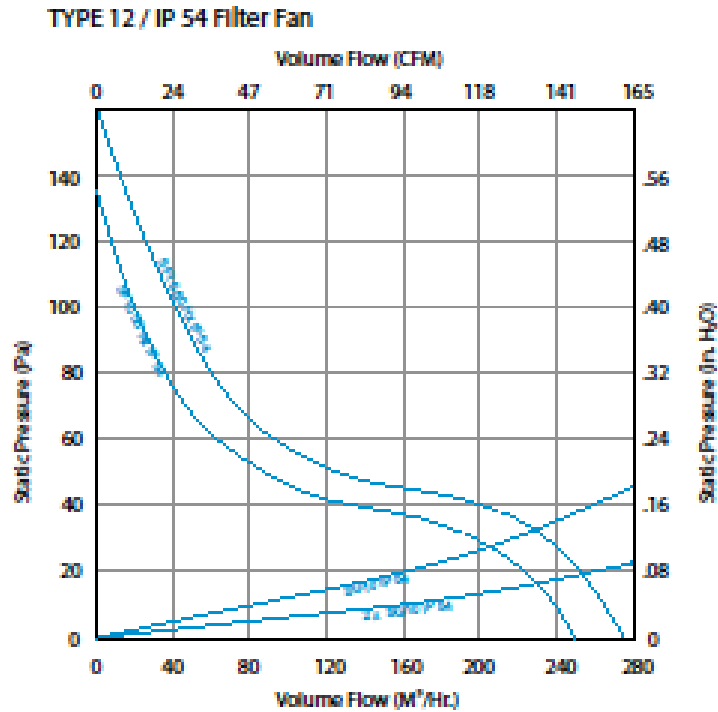
SF10 162 CFM (275 M³/Hr) Side-Mount Filter Fan

Performance Curves

TYPE 12 / IP 54 Filter Fan

TYPE 12 / IP55 Filter Fan

SF10 162 CFM (275 M³/Hr.) Side-Mount Filter Fan
Performance Curve



SF13 376 CFM (638 M³/Hr) Side-Mount Filter Fan

Standard Features

- Free air flow up to 376 CFM (638 M³/Hr)
- Approximate size 13" (325mm)
- Enclosure side wall mounting
- Reverse air flow option to increase static pressure
- Standard foam-in-place gasket
- Click-fit design quickly installs into enclosure wall; no tools or screws required
- Similar cut-out sizes as other filter fan manufacturers
- Terminal wire connections

ELECTRICAL DATA							
Rated Voltage(hz)	115	230	24	48	115 Rvrs	230 Rvrs	
Frequency (Hertz)	50/60	50/60	na	na	50/60	50/60	
Nominal Current Maximum (Amps)	.58/.70	.29/.35	2.60	1.30	.58/.70	.29/.35	
Power Consumption Maximum (Watts)	64/80	64/80	55	55	64/80	64/80	
Power Connection	Terminal Block						
TYPE 12 / IP54 FILTER FANS							
RAL7035 Light Gray Catalog #s:							
Item	20301	20303	20295	20297	20305	20307	
Model	SF-1316-414	SF-1326-414	SF-1324-414	SF-1348-414	SF-1316-414R	SF-1326-414R	
RAL9011 Black Catalog #s:							
Item	20302	20304	20296	20298	20306	20308	
Model	SF-1316-413	SF-1326-413	SF-1324-413	SF-1348-413	SF-1314-413R	SF-1326-413R	
Free Air Flow - CFM (M ³ /Hr)	375 (638)	375 (638)	375 (638)	375 (638)	375 (638)	375 (638)	
Air Flow with 1 Exhaust Grille - CFM (M ³ /Hr)	249 (423)	249 (423)	249 (423)	249 (423)	249 (423)	249 (423)	
Air Flow with 2 Exhaust Grilles - CFM (M ³ /Hr)	333 (565)	333 (565)	333 (565)	333 (565)	333 (565)	333 (565)	
TYPE 12 / IP55 FILTER FANS							
RAL7035 Light Gray Catalog #s:							
Item	20415	20417	20411	20413			
Model	SF-1316-514	SF-1326-514	SF-1324-514	SF-1348-514			
RAL9011 Black Catalog #s:							
Item	20416	20418	20412	20414			
Model	SF-1316-513	SF-1326-513	SF-1324-513	SF-1348-513			
Free Air Flow - CFM (M ³ /Hr)	346 (587)	346 (587)	346 (587)	346 (587)			
Air Flow with 1 Exhaust Grille - CFM (M ³ /Hr)	228 (387)	228 (387)	228 (387)	228 (387)			
Air Flow with 2 Exhaust Grilles - CFM (M ³ /Hr)	301 (511)	301 (511)	301 (511)	301 (511)			
FILTER FAN UNIT CONSTRUCTION							
Fan RPM	2650/3100	2650/3100	3050	3050	2650/3100	2650/3100	
Sound Pressure (dBA)	60	60	60	60	60	60	
Operating Temperature Range:							
Maximum (°F / °C)	131/55	131/55	140/60	140/60	131/55	131/55	
Minimum (°F / °C)	14/-10	14/-10	-13/-25	-13/-25	14/-10	14/-10	
Service Life (hours)	40,000	40,000	40,000	40,000	40,000	40,000	
Unit Dimensions - H x W x D (in / mm)	12.72 x 12.72 x 5.83 (323 x 323 x 148)						
Cut-Out Dimensions - H x W (in / mm)	11.5 x 11.5 (292 x 292)						
Weight (lb / kg)	7.5 / 3.4						
TYPE 12 / IP54 EXHAUST GRILLES							
RAL 7035 Light Gray:							
Item # / Model #	20243 / SG-1300-404						
RAL 9011 Black:							
Item # / Model #	20244 / SG-1300-403						
TYPE 12 / IP55 EXHAUST GRILLES							
RAL 7035 Light Gray:							
Item # / Model #	20367 / SG-1300-504						
RAL 9011 Black:							
Item # / Model #	20368 / SG-1300-503						
ACCESSORIES							
Replacement Filters:							
Type 12 / IP54 Item #	10-1000-62						
Type 12 / IP55 Item #	20456 / 10-1000-67						
Thermostat Item #	TWR 60						
Stainless Steel Washdown Shroud Item # / Model #	20463 / SH-1300-005						

NOTE: Above air flow rates at 60 herz; see performance curves for air flow at 50 herz and more details
Unit depth is from the back edge of the grille to the back of the fan

SF13 376 CFM (638 M³/Hr) Side-Mount Filter Fan

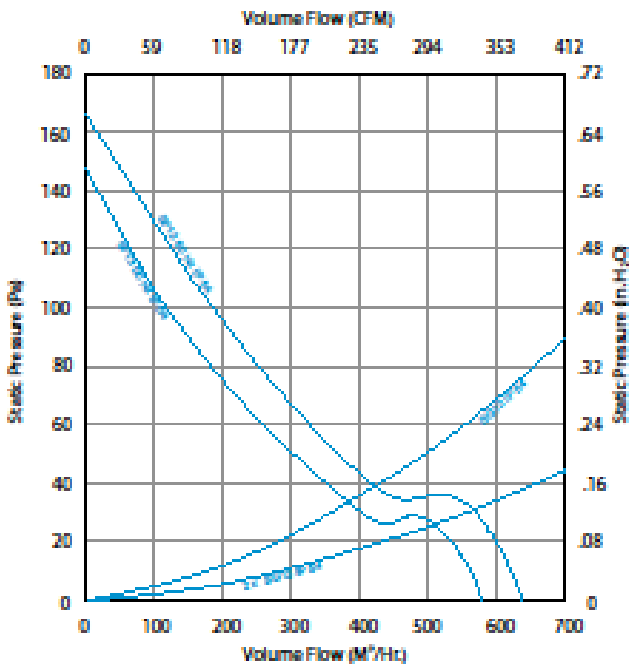
Performance Curves

TYPE 12 / IP 54 Filter Fan

TYPE 12 / IP55 Filter Fan

SF13 376 CFM (638 M³/Hr.) Side-Mount Filter Fan
Performance Curve

TYPE 12 / IP 54 Filter Fan



TYPE 12 / IP 55 Filter Fan

