


COMPACT SLIDE SWITCHES

CSS SERIES



Outline dimensions

- 1P2T : 3 mm × 8.85 mm × 2 mm
- 1P3T : 3 mm × 12.5 mm × 2 mm

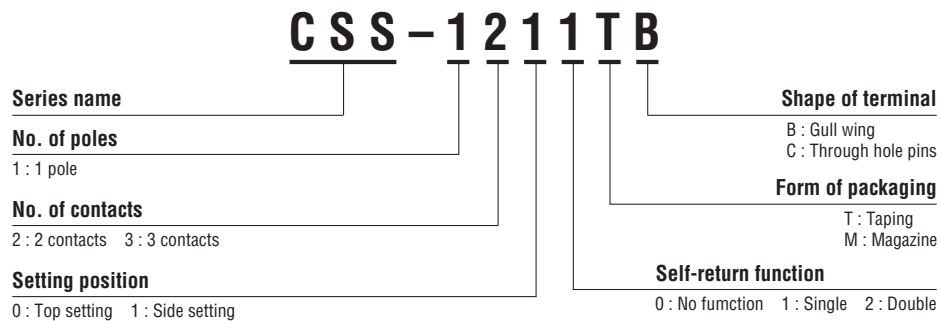
FEATURES

- Low-profile of 2 mm
- Self-return type available
- RoHS compliant (Lead-free, Cadmium-free)

APPLICATIONS

- Mobile stereo · LCD TV · Camcorder

PART NUMBER DESIGNATION



LIST OF PART NUMBERS

No. of contacts	Setting position	Self-return function	Shape of terminal	Form of packaging	Part number	Pieces in package
2	Side setting	No function	B (Gull wing)	Taping	CSS-1210TB	1,900 pcs./reel
			C (Through hole pins)	Magazine	CSS-1210MC	53 pcs./stick
		Single	B (Gull wing)	Taping	CSS-1211TB	1,900 pcs./reel
			C (Through hole pins)	Magazine	CSS-1211MC	53 pcs./stick
3	Side setting	No function	B (Gull wing)	Taping	CSS-1310TB	1,900 pcs./reel
			C (Through hole pins)	Magazine	CSS-1310MC	38 pcs./stick
		Single	B (Gull wing)	Taping	CSS-1311TB	1,900 pcs./reel
			C (Through hole pins)	Magazine	CSS-1311MC	38 pcs./stick
		Double	B (Gull wing)	Taping	CSS-1312TB	1,900 pcs./reel
			C (Through hole pins)	Magazine	CSS-1312MC	38 pcs./stick
	Top setting	No function	C (Through hole pins)	Magazine	CSS-1300MC	38 pcs./stick
		Double	C (Through hole pins)	Magazine	CSS-1302MC	38 pcs./stick

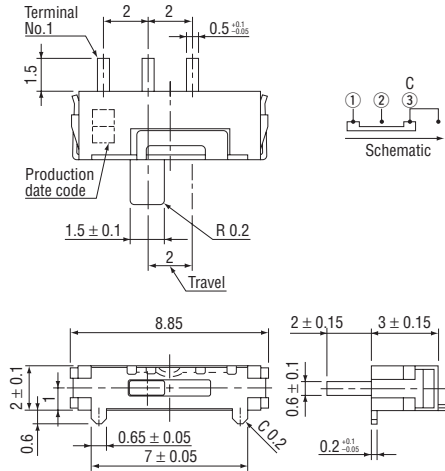
SPECIFICATIONS

Item	Specification	
Standard characteristics	Operating Temp. range	- 20 ~ 70 °C
	Storage Temp. range	- 40 ~ 85 °C
	Sealing	Non-washable
Electrical characteristics	Non-switching	DC50 V 100 mA
	Switching	DC12 V 100 mA
	Contact resistance	70 mΩ maximum
	Insulation resistance	100 MΩ maximum (DC 500 V)
	Dielectric strength	AC500 V 60 s

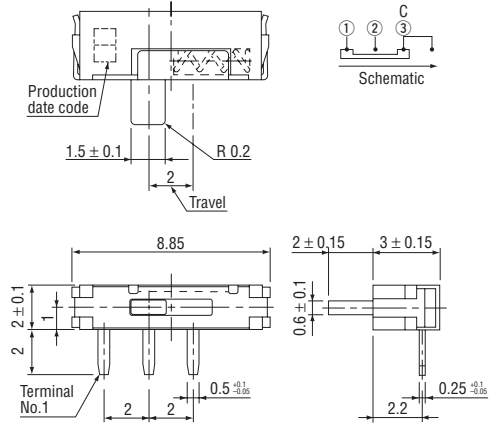
Item	Specification	
Mechanical characteristics	Stroke	2 mm
	Operation force	1 ~ 3.5 N (0.1 ~ 0.36 kgf)
	Load life	10,000 cycles minimum
	Soldering heat	Reflow peak 250 ~ 255 °C over 230 °C 30 s
Pieces in package	Taping	1,900 pcs./reel
	Magazine	1P2T : 53 pcs./stick 1P3T : 38 pcs./stick

OUTLINE DIMENSIONS

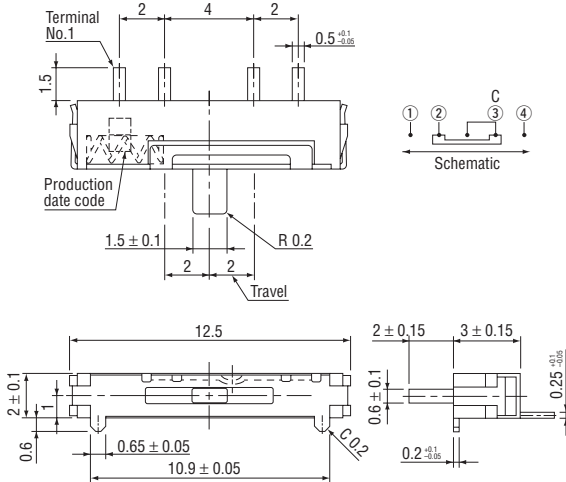
● CSS-1210B



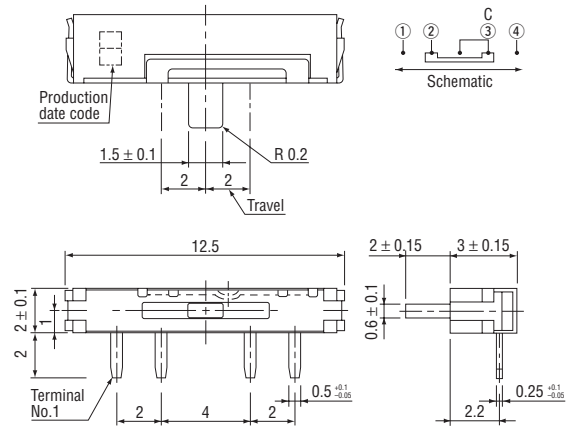
● CSS-1211C



● CSS-1311B

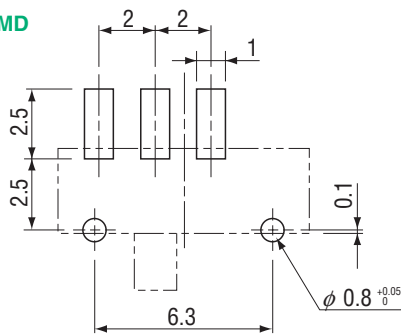


● CSS-1310C

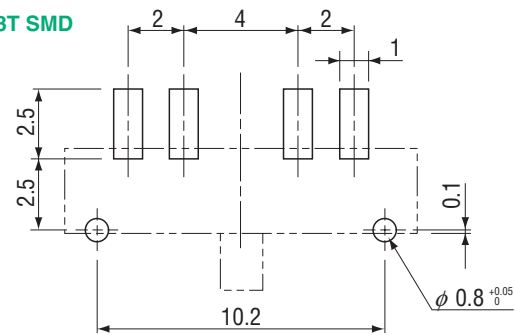


RECOMMENDED P.C.B. PAD OUTLINE DIMENSIONS

● 1P2T SMD

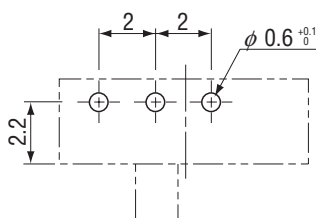


● 1P3T SMD

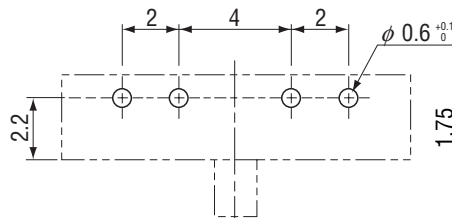


SIZE OF P.C.B. PROCESSING

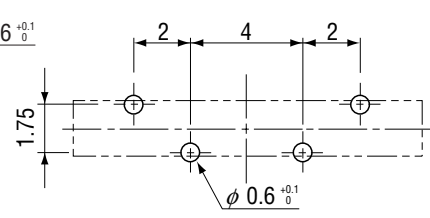
● 1P2T Through hole pins



● 1P3T Through hole pins (Side setting)



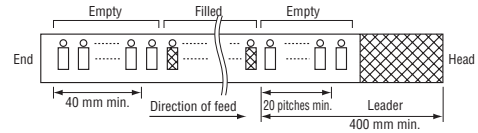
● 1P3T Through hole pins (Top setting)



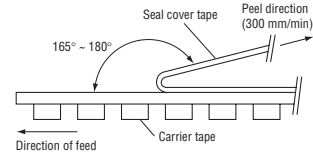
PACKAGING SPECIFICATIONS

Taping version is packaged in 1900 pcs. per reel.
 Taping version is boxed with 1 reel (1900 pcs.).
 Maximum number of consecutive missing pieces = 2.
 Leader length and reel dimension are shown in the diagrams below.

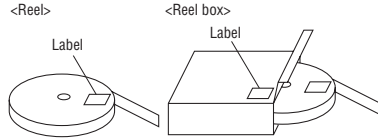
● Embossed tape dimensions



● Test method for peeling strength of seal tape

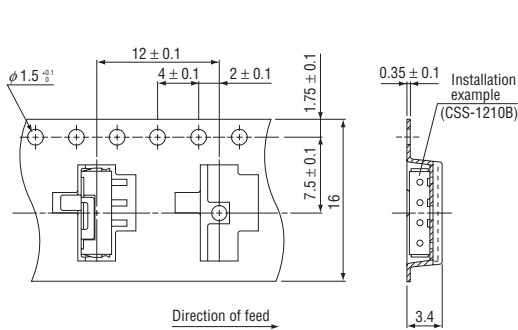


Peeling strength of seal tape :
 0.1 ~ 1.3 N {10.2 ~ 132.7gf}
 { } : Reference only

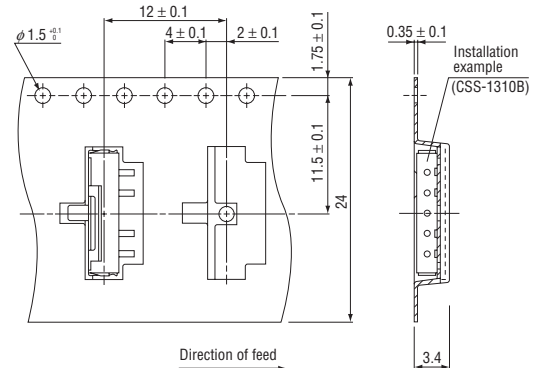


- Reel & embossed tape materials
 Embossed tape : Plastic
 Reel : Plastic
- Embossed tape pull strength
 10 N {1.02 kgf} minimum

● CSS-121 □TB

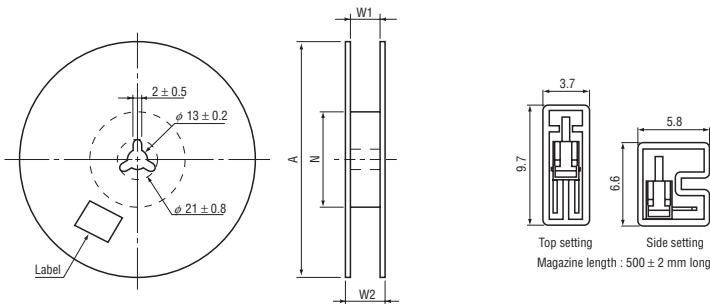


● CSS-131 □TB



<Reel and Magazine dimensions>

(Unit : mm)



Part number	A	W ₁	W ₂	N
121 □TB	$\phi 330 \pm 2$	17.4 ± 1	21.4 ± 1	$\phi 80 \pm 1$
131 □TB	$\phi 330 \pm 2$	25.4 ± 1	29.4 ± 1	$\phi 80 \pm 1$

Packing quantity of magazine

Part number	Quantity / Stick
12 □□	53
13 □□	38

SOLDERING CONDITIONS

- Manual soldering 350 °C 3 s maximum

