

## REL-MR-110DC/21-21AU

Order No.: 2961228



<http://eshop.phoenixcontact.de/phoenix/treeViewClick.do?UID=2961228>

Pluggable miniature relays, with multi-layer contact, 2 PDT, input voltage 110 V DC

Commercial data	
EAN	4017918157982
Pack	10 pcs.
Customs tariff	85364900
Weight/Piece	0.01497 KG
Catalog page information	Page 46 (IF-2007)

### Product notes

WEEE/RoHS-compliant since:  
02/06/2007



<http://www.download.phoenixcontact.com>  
Please note that the data given here has been taken from the online catalog. For comprehensive information and data, please refer to the user documentation. The General Terms and Conditions of Use apply to Internet downloads.

Technical data	
<b>Coil side</b>	
Nominal input voltage $U_N$	110 V DC
Nominal input current at $U_N$	4.1 mA
Typical response time	7 ms
Typical release time	3 ms
Coil resistance	26600 $\Omega$ +/-15% (at 20°C)

**Contact side**

Contact type	Single contact, 2-PDT
Contact material	AgNi, + 5 µm Au
Maximum switching voltage	30 V AC 36 V DC
Minimum switching voltage	100 mV
Maximum inrush current	50 mA
Min. switching current	1 mA
Limiting continuous current	50 mA
Interrupting rating (ohmic load) max.	1.2 W (for 24 V DC)
Note	<b>the following values are applicable if a gold layer is destroyed</b>
Maximum switching voltage	250 V
Limiting continuous current	8 A
Maximum inrush current	15 A (300 ms)
Interrupting rating (ohmic load) max.	190 W (for 24 V DC) 85 W (for 48 V DC) 60 W (for 60 V DC) 44 W (for 110 V DC) 60 W (for 220 V DC) 2000 VA (for 250 V AC)

**General data**

Length	29 mm
Height	15.7 mm
Width	12.7 mm
Test voltage relay winding/relay contact	5 kV AC (50 Hz, 1 min)
Test voltage relay contact/relay contact	2.5 kV AC (50 Hz, 1 min)
Ambient temperature (operation)	-40 °C ... 85 °C
Ambient temperature (storage/transport)	-40 °C ... 85 °C
Operating mode	100% operating factor
Service life mechanical	3 x 10 <sup>7</sup> cycles

Standards/regulations	IEC 60664
	IEC 60664 A
	DIN VDE 0110
	DIN VDE 0106-101
	DIN EN 50178/DIN VDE 0160 (in relevant parts)
	IEC 60255/DIN VDE 0435 (in relevant parts)
	EN 60730/DIN VDE 0631
Pollution degree	3
Surge voltage category	III
Mounting position	Any
Assembly instructions	Can be aligned without spacing ( $> 70\text{ °C} \geq 2.5\text{ mm}$ )

### Certificates / Approvals

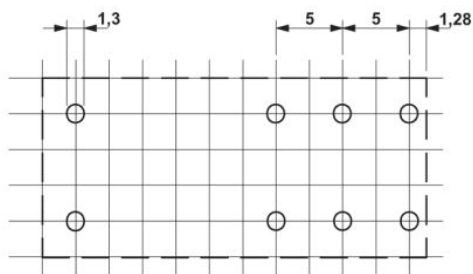


Certification

CUL, GL, GOST, UL, VDE-PZI

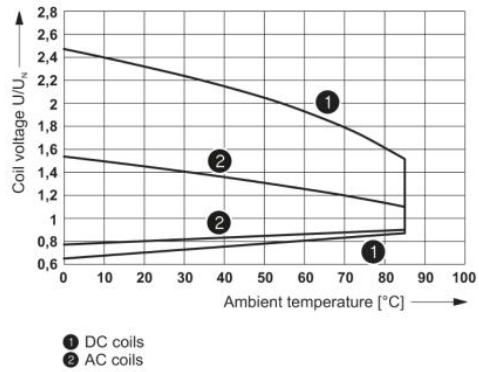
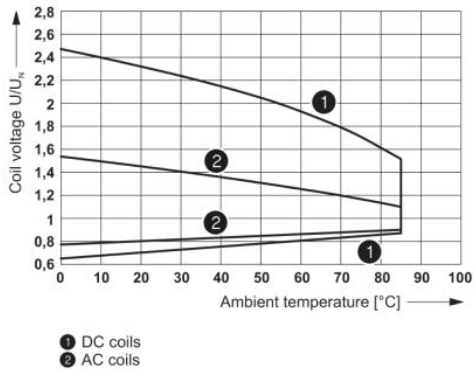
### Drawings

Drilling diagram

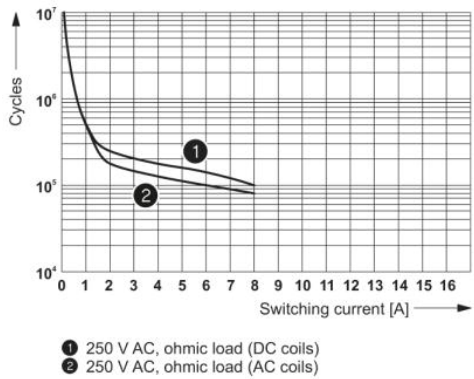


a = pitch division 2.5 mm

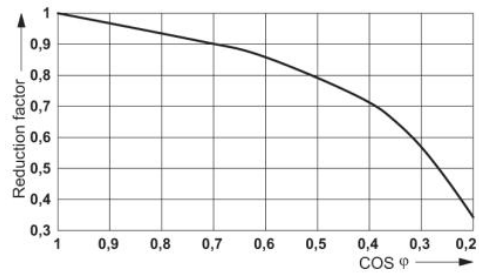
Diagram



Operating voltage range



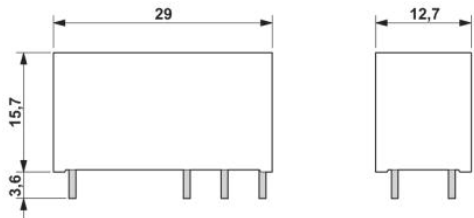
Interrupting rating



Service life reduction factor with various cos phi

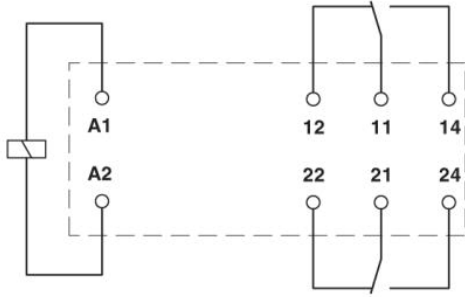
Electrical service life

Dimensioned drawing



Circuit diagram

---



**Address**

PHOENIX CONTACT UAB  
Svitrigailos Str. 11b  
03228 Vilnius, LITHUANIA  
Phone +370 5 2106321  
Fax +370 5 2106324  
<http://www.phoenixcontact.lt>



© 2009 Phoenix Contact  
Technical modifications reserved;