

Accessories & Sockets

Chassis Mount Sockets

SK-TRF style products are 15 amp, 250 volt sockets used widely throughout the traffic industry inside of metal cabinets. Six, 8 and 12 pin products are available with flanges or brackets for mounting flush through cut-outs in metal. The 8 pin version accepts the 21 series relay.



GENERAL SPECIFICATIONS (@ 25° C)

Electrical Rating

Nominal voltage rating	250V
Nominal current rating	15 Amp

Temperature:

Operating	-40°C to 125°C
-----------	----------------

Dielectric Strength:

Output to adjacent output terminals	2000Vrms
Terminals to bracket / flange	2000Vrms

Miscellaneous:

Wire size	12 / 3 AWG/mm
Body color	Black

Part Numbers	Style	Pre-grounding pins	Weight (Grams)
SK-TRF6-BW	6 Pin bracket mount	Yes	30
SK-TRF6-BFW	6 Pin flange mount	Yes	
SK-TRF6-BFW-1	6 Pin flange mount, low back rib	No	
SK-TRF8-BW	8 Pin bracket mount	Yes	45
SK-TRF8-BFW	8 Pin flange mount	Yes	
SK-TRF8-BFW-1	8 Pin flange mount, low back rib	No	
SK-TRF12-BW	12 Pin bracket mount	Yes	50
SK-TRF12-BFW	12 Pin flange mount	Yes	
SK-TRF12-BFW-1	12 Pin flange mount, low back rib	No	

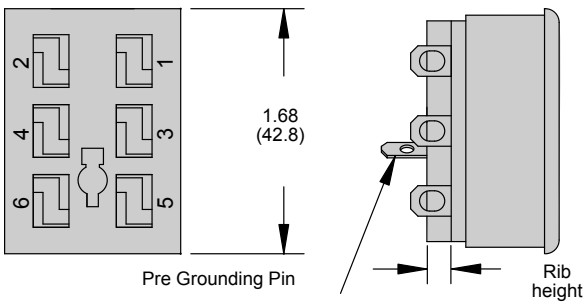
Accessories & Sockets

Chassis Mount Sockets

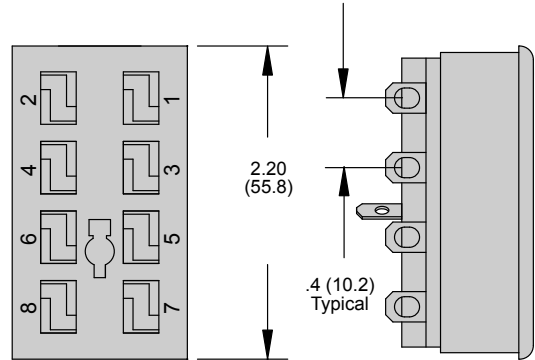
Outline Dimensions

Dimensions Shown in inches & (millimeters)

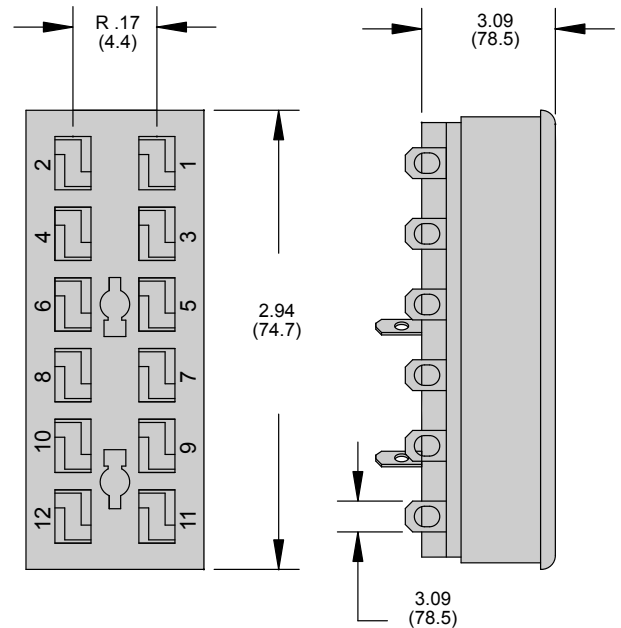
6 Pin Socket



8 Pin Socket



12 Pin Socket



Rib Height

BW	.146 (3.71)
BFW	.146 (3.71)
BFW-1	.080 (2.03)

Accept Traffic Industry NEMA:
Load switches (12 pin)
Flash transfer relays (8 pin)
Flasher (6 pin)