


Lighting Packages

PANELITE™ Enclosure Lights Overview



Industry Standards

UL 508A Component Recognized; File No. E61997
cUL Component Recognized per CSA C22.2 No 14; File No. E61997

CSA File No. 42186

Maintains UL/CSA Type 4, 4X and 12 enclosure rating when properly installed in a Hoffman enclosure.

Application

Versatile, slim-profile LED and fluorescent lights provide mounting flexibility and are easy to install in any enclosure. Terminal blocks on both ends of the light allow for easy wiring. Accessories include ganging cables, power cords and door switches, all provided with plug-and-play connectors for easy connection to the terminal blocks with an innovative terminal connection system. LED version provides superior lighting performance with minimal power consumption.

Features

- Slim profile allows light to be tucked up out of the way for easy panel installation
- Versatile mounting tabs allow the light to be positioned horizontally or vertically; two-way mounting tabs can be installed on front or back of light for ideal orientation
- Mounting tabs provide easy access point for attachment hardware; light does not need to be disassembled for installation
- Includes mounting hardware for the following enclosure installations: PROLINE Frame, Enclosure Top, Panel Mount and Unistrut

- On/off switch incorporated in light; optional remote door switch accessory available to activate light when enclosure door is opened
- Up to five lights can be daisy-chained together
- Plug-and-play terminal connection system:
 - Pre-wired connection sockets on both ends of light allow use of Hoffman cable accessories
 - Optional terminal blocks snap into the connection sockets allowing customers to use own wiring methods; two terminal blocks provided with each light kit
 - Power supply can be wired manually with Hoffman PANELITE Power Cable with Leads or with Hoffman optional PANELITE Power Cord
 - Ganging cables are available in 2-, 4- and 6-ft. lengths to easily join up to five lights together using one power supply
 - Remote door switch for easy door activation eliminates need to mount light in the exact location required to activate the light

Specifications

- Extruded aluminum center support
- Black composite end caps
- Black composite mounting tabs
- Each light fixture includes two mounting tabs, two pre-wired connection sockets, two optional terminal blocks that snap into the connection sockets and enclosure attachment hardware (bulb not included with fluorescent light)

Lighting Packages

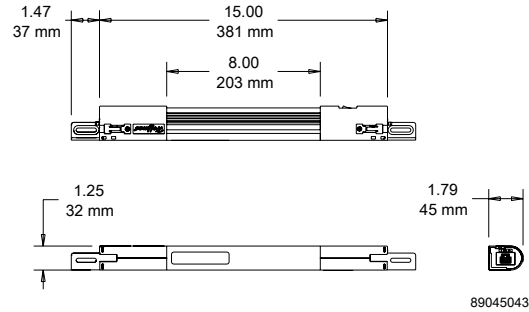
PANELITE™ LED Enclosure Light



- 24 VDC operation for superior lighting performance with minimal power consumption
- 140-degree cone angle casts a broad covering of neutral light
- Center section rotates 120 degrees to re-direct light where needed
- Long life; 70 percent of initial luminance at 50,000 hours (at 25 C)
- High power LED emitters produce 470 Lumens for superior lighting performance; provides up to 50 percent more usable light than comparable length fluorescent lights
- Can be wired using optional PANELITE Cable Accessories or can be hard-wired with terminal blocks included in hardware kit
- Up to five lights can be daisy-chained together using hard-wired connection to power supply or catalog number LPC72 power cable with leads

Bulletin: A80LT

Catalog Number	Description	VDC	Amps	W in./mm	X in./mm
LED24V15	LED Light, 15 in.	24	.5	15.00 381	8.00 203



89045043

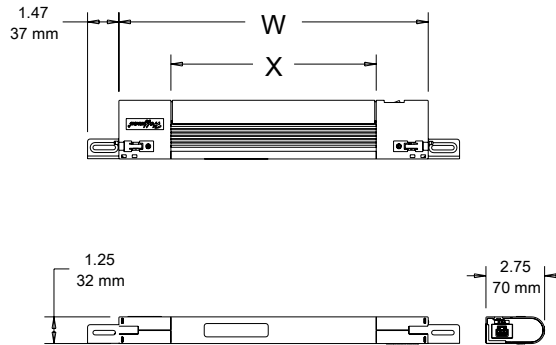
PANELITE™ Fluorescent Enclosure Light



- 120 VAC, 50/60 Hz operation
- Can be wired using optional PANELITE™ Cable Accessories or can be hard-wired with terminal blocks included in hardware kit
- Available in 15-, 18- and 28-in. lengths with ability to daisy chain up to five lights together using one power supply
- Fluorescent bulb not included

Bulletin: A80LT

Catalog Number	Description	VAC	Hz	Amps	W in./mm	X in./mm	Bulb (purchase separately)
LF120V15	Fluorescent Light, 15 in.	120	50/60	.13	14.50 368	9.63 245	F6T5
LF120V18	Fluorescent Light, 18 in.	120	50/60	.13	17.50 445	12.63 321	F8T5
LF120V28	Fluorescent Light, 28 in.	120	50/60	.26	27.75 705	22.88 581	F14T5



89045042

Lighting Packages

PANELITE™ Power Cords



- Connects light to standard North American wall socket
- LF120VCORD is for 120 VAC Fluorescent lights (up to five lights can be daisy chained together using one power cord)

- LED24VCORD is for 24 VDC LED lights and includes a transformer to convert 100-240 VAC power supply (capable of powering only one LED light)
- Plugs directly into a connection socket on switch end of the light
- Includes one cable

Power cord not required. Terminal blocks are provided with each light for wired connection to electric supply.

Bulletin: A80LT

Catalog Number	Description	Length
LF120VCORD	Fluorescent Light Power Cord	72 in.
LED24VCORD	LED Light Power Cord	60 in.

PANELITE™ Power Cable with Leads



- 72-in. power cord provides convenient connection to an electrical supply
- Eliminates need to run and tag individual wires into the light
- Compatible with PANELITE™LED and Fluorescent lights
- Plugs directly into connection socket on switch end of the light
- Includes one 16 AWG cable, black

Power Cable not required. Terminal blocks are provided with each light for wired connection to electric supply.

Bulletin: A80LT

Catalog Number	Length
LPC72	72 in.

PANELITE™ Ganging Cables



- Ganging Cables provide convenient method for joining up to five lights together while utilizing one power supply
- Available in 24-, 48- and 72-in. lengths
- Plugs directly into connection socket on either end of the light
- Compatible with PANELITE™LED and Fluorescent lights
- Includes one 16 AWG cable, black

Ganging Cables not required. Terminal blocks are provided with each light for hard-wired connections.

Bulletin: A80LT

Catalog Number	Length
LGCABLE24	24 in.
LGCABLE48	48 in.
LGCABLE72	72 in.

PANELITE™ Door Switch Cable



- Easily connects PANELITE™LED or Fluorescent Light to a Remote Door Switch
- T-connector allows the Door Switch Cable to be connected with a ganging cable or power supply to the switch end of the light
- Available in 18- and 72-in. lengths
- Includes one 18 AWG cable, black

Door Switch Cables not required. Terminal blocks are provided with each light for hard-wired connection to remote door switch.

Bulletin: A80LT

Catalog Number	Length
LDSWITCH18	18 in.
LDSWITCH72	72 in.

Lighting Packages

PANELITE™ Remote Door Switches



- Remote door switch activates the light when the enclosure door is opened
- Mounts on enclosure frame and includes mounting hardware
- Mounting plate is 14 gauge steel with a plated finish
- Can be hard-wired to the PANELITE™LED or Fluorescent light or connected via the PANELITE Door Switch Cable

Bulletin: A80LT, P20

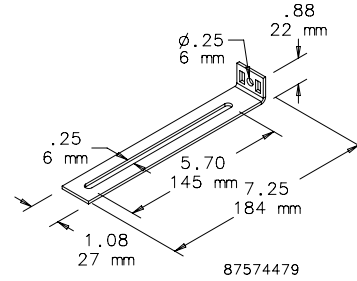
Catalog Number	Description
ALFSWD	Door switch assembly (order connection cable separately)
PLFSWD	Door switch assembly for PROLINE® (order connection cable separately)

Mounting Bracket Kit for Light Package

Kit simplifies mounting light package in Hoffman PROLINE® disconnect enclosures. Includes brackets, all mounting hardware and complete instructions.

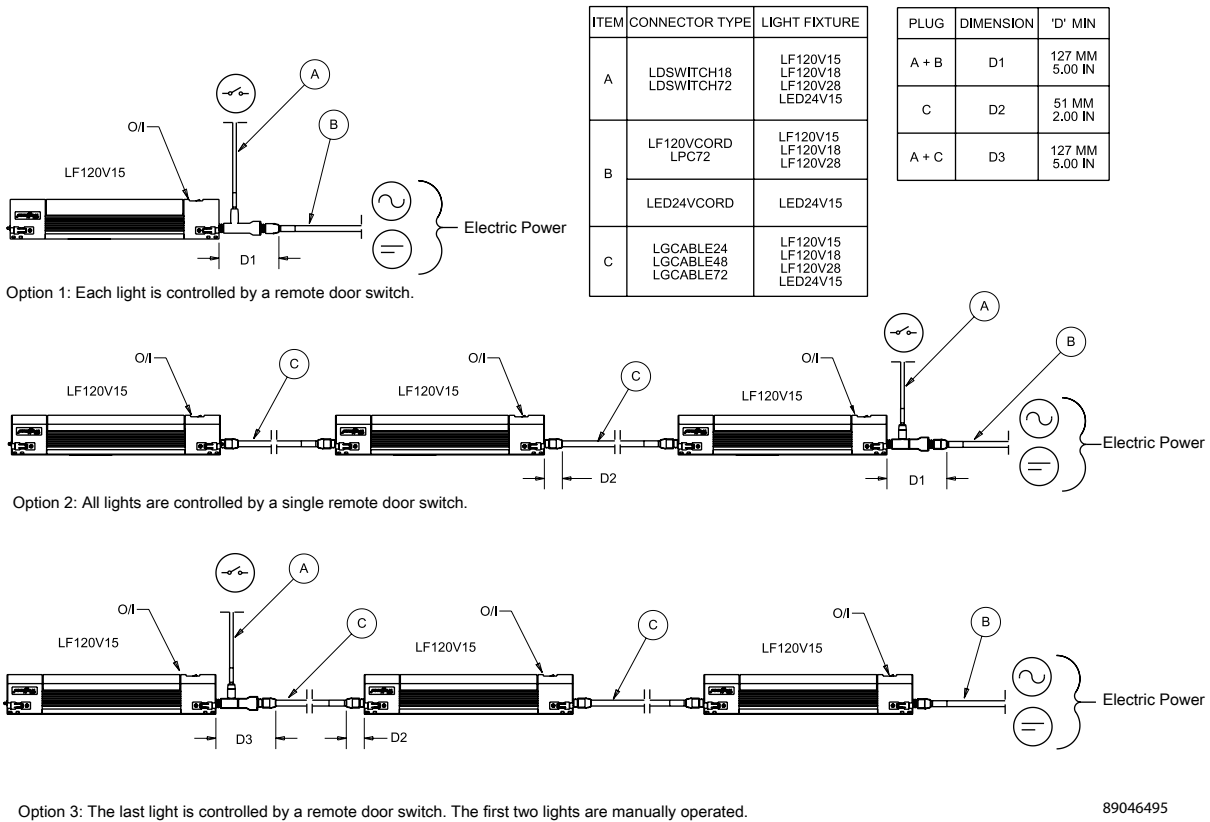
Bulletin: A80LT

Catalog Number	Description
PDLFBRKT	Mounting Bracket Kit



PANELITE™ Wiring Options

See the table on the drawing for cable clearance dimensions.



89046495