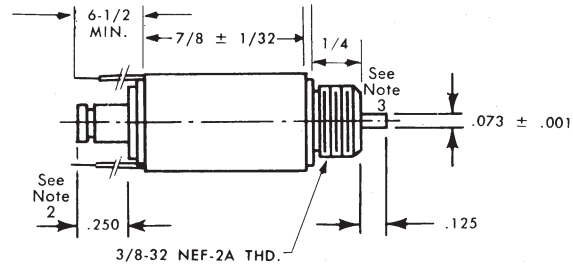
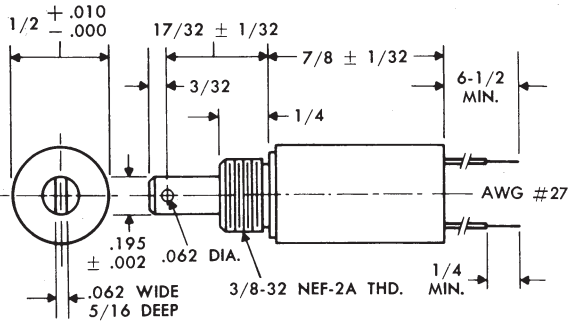
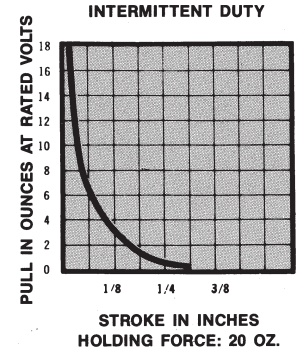
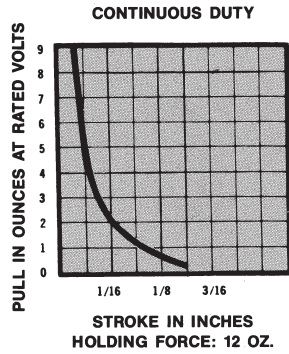


Type C8-14



Notes:

- Solenoid shown in energized position.
- Weight is 1 oz.
- Largest size thread that may be threaded on push rod #1.
- Push force approximately 90% of pull forces shown.

Type C8-14

Specifications		Standard Coils		
Size	1/2" Diameter x 7/8" Long (From Mounting Surface)	Nominal Volts (D.C.)	Resistance (OHMS ± 10%) at 25°C	
Weight	1 Oz. Max.		Continuous Duty	Intermittent Duty
Mounting	3/8-32 Threaded Bushing (Nut and Lockwasher Supplied)	6	15	5.0
Dielectric Strength	500 VRMS	12	60	20.6
Insulation Material	Class "A" (105° C)	24	240	82.0
Life Expectancy	10 Million Cycles at Rated Load	110	5510	1890.0
Nominal Coil Power	Continuous Duty—2.4 Watts Intermittent Duty (10%)—7 Watts (One Minute Max. on Time)	Other Coils and Duty Cycles Available Upon Request		

Catalog Number	Electroswitch P/N	Voltage	Duty Cycle	Coil Power (Watts)	Pull (Ounces)				Weight (Ounces)
					0.125	0.250	0.500	0.75	
C8-14C24DC-AY	4-6316-013	24	cont.	2.4	0.8	-	-	-	1
C8-141024DC-AY	4-6316-003	24	10%	7.0	3.0	0.5	-	-	1
C8-14C12DC-AY	4-6316-012	12	cont.	2.4	0.8	-	-	-	1
C8-141012DC-AY	4-6316-002	12	10%	7.0	3.0	0.5	-	-	1
					Push (Ounces)				
C8-14C24DC-AP	4-6316-213	24	cont.	2.4	0.7	-	-	-	1