

PW180KA

Universal 20 Watt (Non-Compliant)



PoE / SMPS

3 Year Warranty

- Power over Ethernet (PoE)
- Self Contained Midspan Power Injector
- 100-250VAC
- Desktop Style
- Single Output up to 20W
- Does Not Meet IEEE802.3af Requirements
- Regulated Output with Low Ripple
- CE Compliant



International Safety Standard Approvals



Specifications

Output Specifications

Voltage	+48VDC Typical, 44V to 57V	
Load Regulation	+/-4%, 44V to 57V	
Ripple and Noise	f < 500kHz	500mVp-p
	500Hz-150kHz	200mVp-p
	150kHz-500kHz	150mVp-p
	500kHz-1MHz	100mVp-p
Transient Response	0.5ms for 50% Load change Typical	
Pin Assignment	(see page 2)	

Input Specifications

Voltage	100-250VAC -10%, +6%	
Line Frequency	47-63Hz	
Input Current	90VAC Input	0.5A max.
Protection	Internal Primary Current Fuse, Inrush Limiting	

Environmental Specifications

Thermal Performance	Operating temperature with no derating convectional cooling, Non vented case	0° C to 40° C
Relative Humidity	Non-condensing	5% to 95%
Altitude	0-10,000 feet	

General Specifications

Stand By Mode LED (Single color)	Green -	Power supply is ON
Topology	Switching-Fixed Frequency Flyback	
Efficiency	70% min.	
Dielectric Withstand	3,000VAC or 4,250VDC Primary-Secondary	
Storage Temp	-30 °C to 85 °C	
Approvals and Safety Standards	UL60950-1, IEC/EN60950-1 EMC : EN55022 / 55024 61000	
Weight	5.6 ounces, 160 grams	
MTBF	100,000 Calculated Hours	
Leakage Current	Less than 0.75mA at 265VAC 50Hz	
Spacing	6.4mm Primary-Secondary	
Case and Dimension	Desktop Style 3.98L x 2.40W x 1.35H (in) 101.0L x 61.5W x 34.2H (mm)	
Case Material	Black 94V0 Polycarbonate	
Cord and Connectors	Dual RJ45 Jacks built into the enclosure.	

PW180KA

Universal 20 Watt (Non-Compliant)


PoE / SMPS

For the most current data and application support visit www.sipower.com


Ault Part Number	Output Voltage	Output Currents		Max Watts	Ripple Vp-p max.
		Min	Max		
PW180KA4800_01	48 V	0.00 A	0.40 A	20.0 W	480 mV

Ault Part Number Key						
PW180	K	A	48	00	-	01
Product Family Name	Manufacturing Location	Design Revision Changes	Voltage DC	Connector Number	Input Configuration/ Model Type	Standard (no modifications or special packaging)

Input Configuration



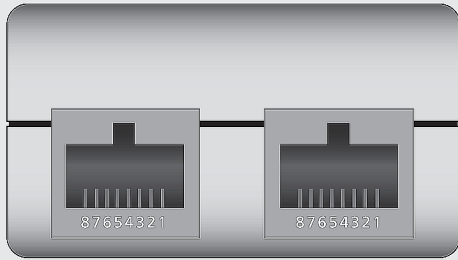
IEC320
w/ground
C14
(F)



Shaver
C8
(N)

Specify the Input Configuration Code in your order.

Pin Connections



J1 Pins		J2 Pins	
1. Data Pair 1	↔	1. Data Pair 1	
2. Data Pair 1	↔	2. Data Pair 1	
3. Data Pair 2	↔	3. Data Pair 2	
4. + VDC		4. No Connection	
5. + VDC		5. No Connection	
6. Data Pair 2	↔	6. Data Pair 2	
7. - VDC		7. No Connection	
8. - VDC		8. No Connection	