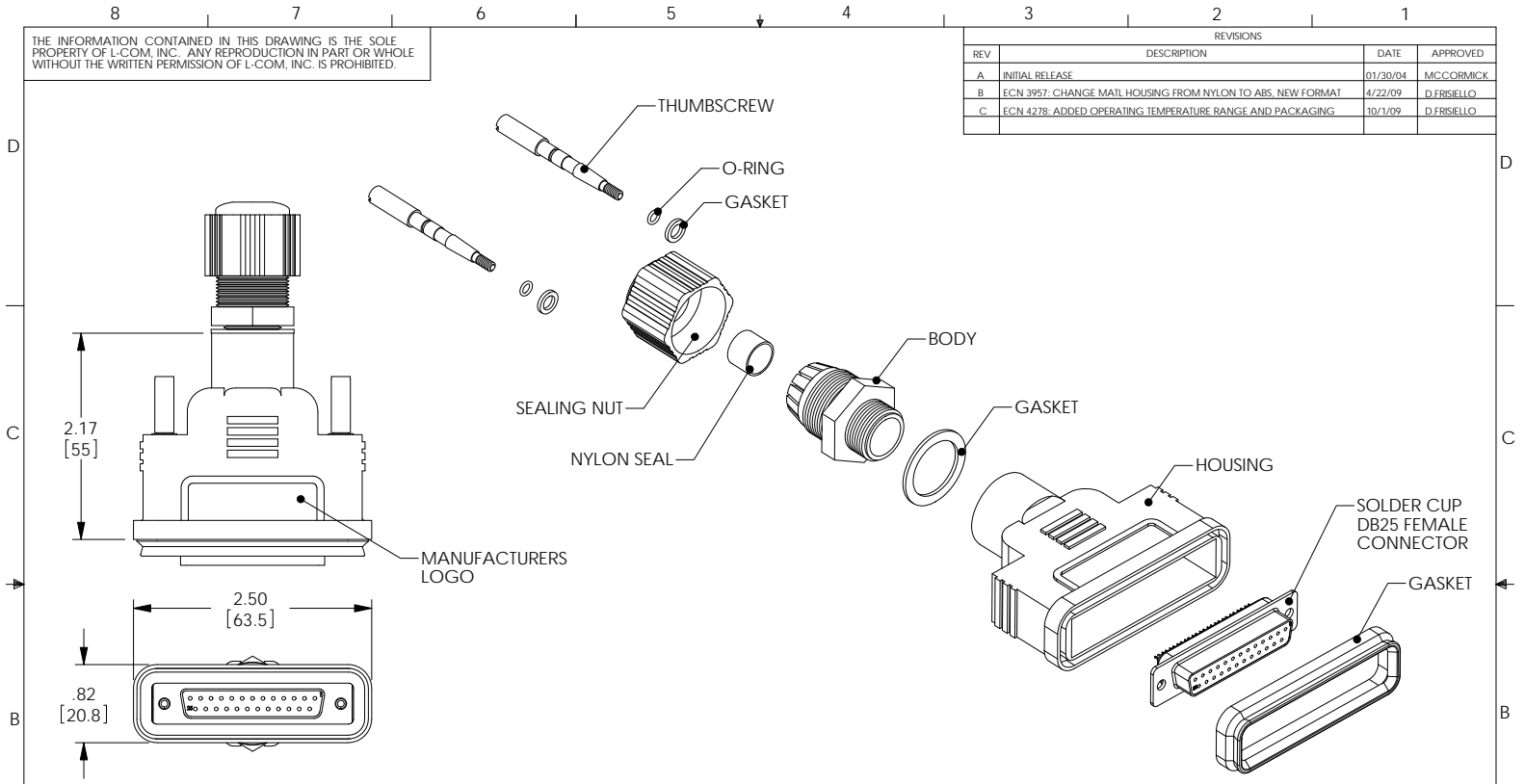


THE INFORMATION CONTAINED IN THIS DRAWING IS THE SOLE PROPERTY OF L-COM, INC. ANY REPRODUCTION IN PART OR WHOLE WITHOUT THE WRITTEN PERMISSION OF L-COM, INC. IS PROHIBITED.

REVISIONS			
REV	DESCRIPTION	DATE	APPROVED
A	INITIAL RELEASE	01/30/04	MCCORMICK
B	ECN 3957: CHANGE MAIL HOUSING FROM NYLON TO ABS, NEW FORMAT	4/22/09	D FRISIELLO
C	ECN 4278: ADDED OPERATING TEMPERATURE RANGE AND PACKAGING	10/1/09	D FRISIELLO


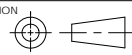


- NOTES:**
1. RECOMMENDED CABLE DIAMETER: 0.236 ϕ THRU 0.394 ϕ
 2. IP (INGRESS PROTECTION) RATING: 67.
 3. OPERATING TEMPERATURE RANGE: -40°C TO +105°C.
 4. COMPONENT ASSEMBLY SHALL BE INDIVIDUALLY PACKAGED IN ACCORDANCE WITH L-COM SPECIFICATION PS-0031.

MATERIALS:
 GASKETS: EPDM
 BODY: NYLON
 HOUSING: ABS
 O-RING: SILICONE
 SEAL: EPDM
 SEALING NUT: NYLON
 THUMBSCREW: BRASS

FINISH:
 THUMBSCREW: NICKEL PLATE

RoHS Compliant ✓

UNLESS OTHERWISE SPECIFIED, DIMENSIONS ARE IN INCHES (mm)	APPROVALS	DATE	 45 BEECHWOOD DRIVE NORTH ANDOVER, MA 01845
	DRAWN BY: C.MCCORMICK CHECKED BY: D.PARHAM APPROVED BY: R.CARRICK	01/28/2004 01/28/2004 01/28/2004	
DIMENSIONAL TOLERANCES: .X = ±.1 .XX = ±.02 .XXX = ±.005	CONFIGURATION DETAILS OF UNDIMENSIONED FEATURES MAY VARY		PRODUCT DESCRIPTION DP25 FEMALE WATERPROOF CONNECTOR
ANGULAR TOLERANCES: ALL = ± 1°	PROJECTION 	COLOR VARIATIONS MAY OCCUR	SIZE A FSCM NO. 43321 DWG. NO. WPDB25S-KIT REV. C SCALE: NONE CAD FILE: WPDB25S-KIT.SLDDRW SHEET 1 OF 1