


[Part Number Search](#)[Home](#)[Company Overview](#)[Products](#)[Technical Help](#)[Contact Us](#)[Legal](#)[Order-On-Line, Application Notes, On-Line Services](#)**MOTORS**

[Brushless DC](#)
[Synchronous](#)
[Stepping](#)
[Hybrid Stepper](#)
[Induction](#)
[Brushed DC](#)
[Linear](#)

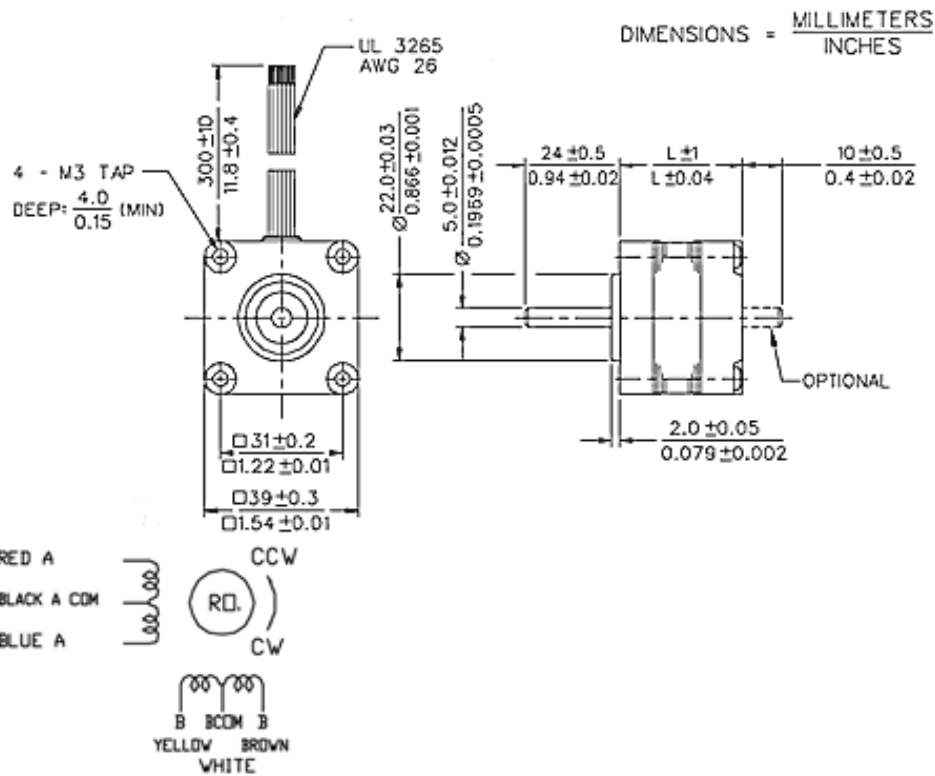
CONTROLLERS**CAPACITORS**

HYBRID STEPPER MOTOR FAMILY

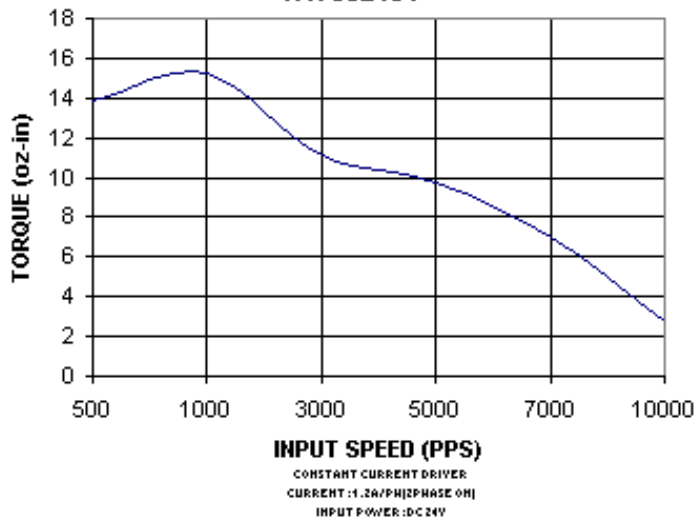
Series H17 Hybrid Stepper Motor



Mounting Flange:	NEMA 17
Step angle:	1.8°
Positional Accuracy:	+ 5% max.
Number of Phases:	2 or 4
Temperature Rise:	70°C max
Insulation Resistance:	100M ohms at 500VDC for 1 minute
Dielectric Strength:	500VAC for 1 minute
Insulation Class:	Class B
Number of lead wires:	4, 5 or 6
Lead wire:	UL3265 AWG#26
Operation Ambient Temp:	-10°C ~ +50°C
Radial Play:	0.03 mm max at 0.4 kg load
Axial Play:	0.08 mm max at 0.5 kg load



H17032434



*Note: Typical Performance Data generated using full step, uni-polar controller with parallel connection

[Change to Metric](#)

[View Printable Format \(Data Sheet\)](#)

[View Printable Format \(Parts Table\)](#)

To purchase one of the motors listed below, you must be logged into your MyHurst account, then simply click the part number to add the item to your Shopping Cart!

Model	Part Number	Step Angle (degrees)	Holding Torque (oz-in)	Detent Torque (oz-in)	Input Power (watts)	Nominal Voltage (VDC)	Winding Resistance (ohms)	Rated Inductance (mh)	Rotor Inertia (oz-in ²)	Ambient Temp Range °C	Full Load Temp. Rise °C	Case Length (in)	Weight (oz)
H17	H17032434	1.8	15.3	1.25	7.68	3.2	2.7	2.3	0.109	-10j to +50j	70	1.34	7
H17	H17040434	1.8	15.3	1.25	8	4	4	4.2	0.109	-10j to +50j	70	1.34	7
H17	H17040440	1.8	25	1.39	8	4	4	3.7	0.164	-10j to +50j	70	1.575	8.8
H17	H17045431	1.8	13.9	1	4.5	4.5	9	6	0.087	-10j to +50j	70	1.22	6.3
H17	H17120434	1.8	15.3	1.25	3.84	12	75	85	0.109	-10j to +50j	70	1.34	7
H17	H17120440	1.8	25	1.39	9.6	12	30	33	0.164	-10j to +50j	70	1.575	8.8