

Solutions for Electronic Specialty Markets (ESM)

Product Catalog for Electronic Specialty Markets

- 3M™ Electronic Specialty Markets - New Product Releases
- 3M™ Abrasives
- 3M™ Adhesives, Cleaners & Compounds
- 3M™ Breadboards & Test Clips
- 3M™ Cable & Assemblies
- **3M™ Copper Interconnects**
- 3M™ Fiber Optics
- 3M™ Fire Protection
- 3M™ Heat Shrink
- 3M™ Identification Systems
- 3M™ Occupational Health & Safety Products
- 3M™ Protective Bumpers
- 3M™ Reclosable Fasteners
- 3M™ Splicing, Terminating & Ducting
- 3M™ Static Control
- 3M™ Tapes
- 3M™ Terminals, Kits & Tools
- 3M™ Vacuums & Accessories
- 3M™ Warehousing & Packaging Supplies
- 3M™ Wire Connectors

[Product Catalog for Electronic Specialty Markets](#) > [3M™ Copper Interconnects](#) > [Headers](#) > [Pin Strip, .100 in., 929 Series](#) > [Pin Strip Header, .100", .235" Straight & Right Angle](#) >

[Printer-friendly format](#) **3M™ .100 in. Pin Strip Header (.235/.318 Mating Length), Straight, Gold Plating, 929647-03-36-I** **36 contacts, .100" x .100", Tail Length .410", 10µ" gold plating**



[\[click to enlarge\]](#)

GTIN(UPC/EAN) : 0 00 54007 80517 5
 3M Id : 80-6200-1097-7

Additional Information

Learn More . . .

[Packaging Data](#)

[3M™ PinStripHdr, .100" & .100" x .100", 929 Series, TS0769 - Data Sheet \(PDF 338.2 K\)](#)

Please Note:

Adobe® Acrobat® Reader is required to view PDF documents.



Characteristics


China RoHS - Below MCV	Yes
Contact Material	Copper Alloy
Contact Termination Area Plating	None
Contact Underplating	50 µ" [1.27 µm] Nickel
Contact Wiping Area Plating	10 µ" [0.25 µm] Gold
Current Rating	2.5 Ampere
Dual Insulator	No
EPC Can View	Public

EU RoHS Compliant	Yes
Insulation Color	Black
Insulation Flammability Rating	UL 94V-0
Insulation Material	Glass Filled Polyester (PBT)
Insulation Resistance	>5 X 10 ⁹ Ohms @ 500 Vdc
Interface Grid	.100"
Interface Style	Pin Strip (Unshrouded Header)
Markings	None
Mounting Option	Mounting Flanges - 4-40 Threaded
Non-Operating Temperature	-40 to 105 Degree Celsius
Number of Contact Rows	1
Number of Contacts	36
Orientation	Horizontal
Pitch	0.100 Inch
Polarization	None
Primary Trademark Name	3M
Separable	Yes
Tail Length	.410 Inch
Termination Method	Solder Tail
Termination Style	Printed Circuit Board
Withstanding Voltage	1500 Vrms at Sea Level

3M™ Pin Strip Header

.100", .235"/.318" Mating Length, Straight & Right Angle, Solder Tails

929 Series



- Stackable
- Tin Lead or gold plating available
- Solder stand-offs facilitate production wave soldering
- Board pin retention feature available
- See Regulatory Information Appendix (RIA) for chemical compliance information

Date Modified: August 13, 2007

TS-0769-B
Sheet 1 of 5

Physical

Insulation

Material: Glass Filled Polyester (PBT) or High Temperature (PCT)

Flammability: UL 94V-0

Color: Black

Contact

Material: Copper Alloy

Plating

Underplating: 50 μ" [1.27 μm] Nickel

Wiping Area and Solder Tails: See ordering information

Marking: None

Electrical

Current Rating: 2.5 A

Insulation Resistance: $> 5 \times 10^9 \Omega$ at 500 V_{DC}

Withstanding Voltage: 1500 V_{RMS} at Sea Level

Environmental

Temperature Rating: -40°C to +105°C

Process Rating: 260°C (per J-STD-020C) for PCT parts only

(PBT insulator version), maximum insulator temperature 191°C
(Solder Wave Process Only)

Moisture Sensitivity Level: 1 (per J-STD-020C) for PCT parts only

UL File No.: E68080

3M

Interconnect Solutions

<http://www.3M.com/interconnects/>

3M is a trademark of 3M Company.
For technical, sales or ordering information call

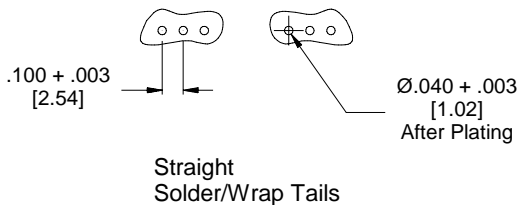
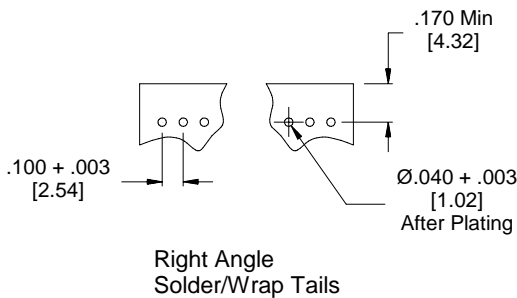
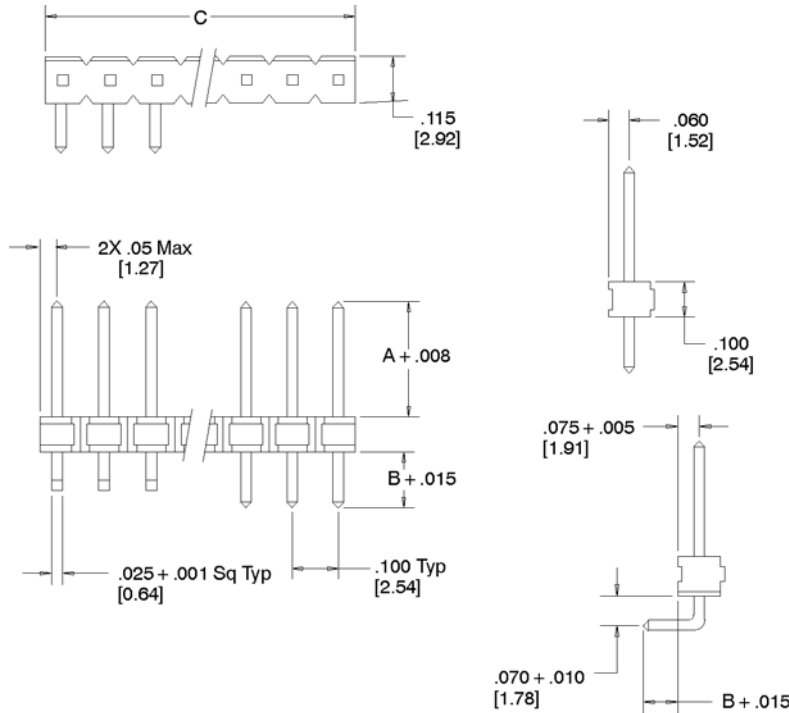
800-225-5373

3M™ Pin Strip Header

.100", .235"/.318" Mating Length, Straight & Right Angle, Solder Tails

929 Series

One Row



Recommended Hole Pattern

Pin Quantity	Dimension C (see note 1)
01	0.10 [2.5]
02	0.20 [5.1]
03	0.30 [7.6]
04	0.40 [10.2]
05	0.50 [12.7]
06	0.60 [15.2]
07	0.70 [17.8]
08	0.80 [20.3]
09	0.90 [22.9]
10	1.00 [25.4]
11	1.10 [27.9]
12	1.20 [30.5]
13	1.30 [33.0]
14	1.40 [35.6]
15	1.50 [38.1]
16	1.60 [40.6]
17	1.70 [43.2]
18	1.80 [45.7]
19	1.90 [48.3]
20	2.00 [50.8]
21	2.10 [53.3]
22	2.20 [55.9]
23	2.30 [58.4]
24	2.40 [61.0]
25	2.50 [63.5]
26	2.60 [66.0]
27	2.70 [68.6]
28	2.80 [71.1]
29	2.90 [73.7]
30	3.00 [76.2]
31	3.10 [78.7]
32	3.20 [81.3]
33	3.30 [83.8]
34	3.40 [86.4]
35	3.50 [88.9]
36	3.60 [91.4]

Inch
[mm]

Tolerance Unless Noted			
	.0	.00	.000
inch	±.1	±.01	±.005

[] Dimensions for Reference Only

Notes:

1. Dimension C is a maximum when the pin strip is cut to length, not when the strip is broken to length.
2. Board pin retention feature available: change from "926" to "9R9" when ordering.

TS-0769-B
Sheet 2 of 5

3M™ Pin Strip Header

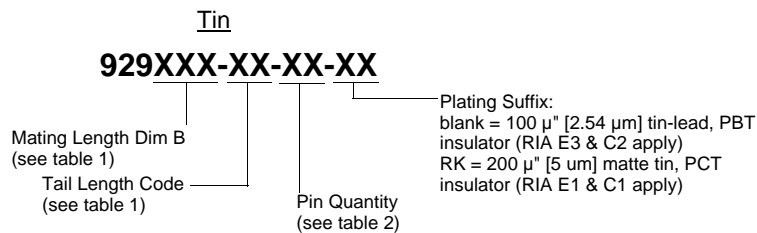
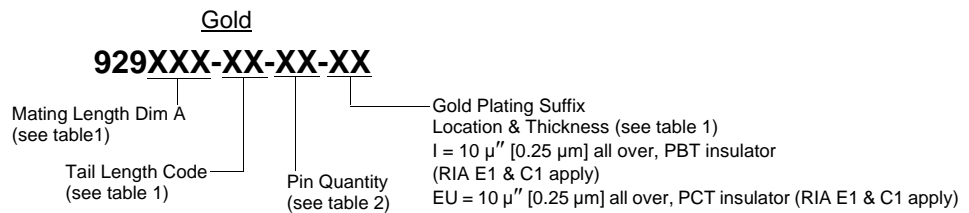
.100", .235"/.318" Mating Length, Straight & Right Angle, Solder Tails

929 Series

One Row

Plating	3M Part Number	Tail Length Code	Dimensions	
			A	B
Gold	929647 Straight	01	0.235 [5.97]	0.110 [2.79]
		09		0.145 [3.68]
		02		0.210 [5.33]
		03		0.410 [10.41]
		04		0.510 [12.95]
		05		0.610 [15.49]
		07		0.910 [23.11]
	929648 Right Angle	01	0.235 [5.97]	0.110 [2.79]
	929705 Straight	01	0.318 [8.08]	0.110 [2.79]
		11		0.125 [3.18]
		09		0.145 [3.68]
		06		0.710 [18.03]
	Tin	929834 Straight	01	0.235 [5.97]
02			0.210 [5.33]	
03			0.410 [10.41]	
04			0.510 [12.95]	
05			0.610 [15.49]	
07			0.910 [23.11]	
929835 Right Angle			01	
929700 Straight		01	0.318 [8.08]	0.110 [2.79]
		11		0.125 [3.18]
		06		0.710 [18.03]
929730 Right Angle		01	0.318 [8.08]	0.110 [2.79]

Ordering Information



TS-0769-B
Sheet 3 of 5