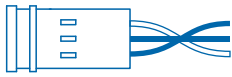


CABLES



STANDARD INTERCONNECTS FOR 3mm & 5mm LEDs

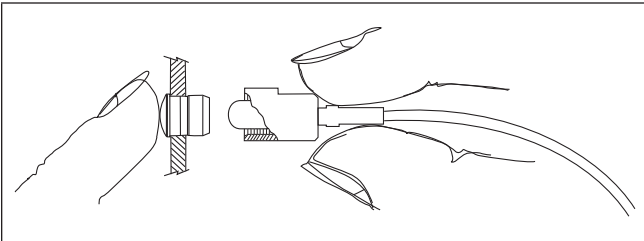
SPECIFICATIONS

MATERIAL	Panel connector, Ring and Header connector - Thermoplastic (U.L. Listed Material)
	Terminals - Phosphor bronze, tin plated Wire - 24 AWG 7 strand copper, insulated
MOUNTING	Mating Panel Mounts - Plain diffused lens CMC 313, Fresnel lens, CMC 321, Plain end lens CMC 323, Open end mount CMC 285 and Moisture Seal lens CMS 322. See data sheets specs pages 13 & 14.
	Panel Thickness - .030" to .045" use 2ea SPC 060 spacers, .050" - .100" use 1ea. SPC 060 spacer, .105" - .125" SPC 060 not required.
	Hole Size - .281" for all lenses and mounts mentioned above.
	LED Lead Length - CMC 285 trim leads to .350" ± .010". CMC 313, CMC 321, CMC 323 and CMS 322 trim leads to .220" ± .010".



U.S. & Foreign Patents Issued and Pending

EASY INSTALLATION



APPLICATION

CONXRITE® cable assemblies make quick and easy plug-in connections between panel mounted LEDs with lenses and a power source. Utilizing various cable lengths and cable terminations, CONXRITE® interconnects offer a cost reducing solution to interconnection problems.

VERSATILITY

CONXRITE® with ballast resistor can be used on circuits from 3 to 28 volts. Panel thickness can vary from 1/32" to 1/4". Makes positive panel connections for either wet or dry applications with CMS lens.

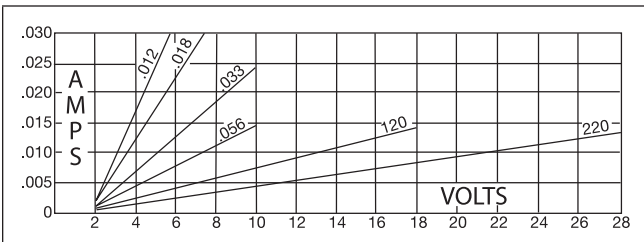
DESIGN

The CONXRITE® socket has a molded plastic body with self-contained 1/2 watt resistor. Pre-attached wires are provided with terminals, header connector or with stripped leads.

INSTALLATION

Modular cabling system's plug-in feature simplifies the electrical connection from panel mounted LEDs to PCB, eliminating the need for assembly tools. Cost and time savings from the elimination of soldering and terminal crimping operations are substantial.

RESISTOR SELECTOR

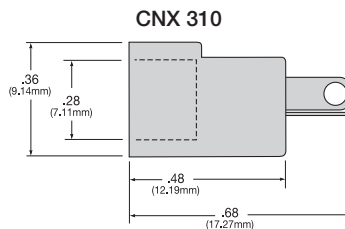
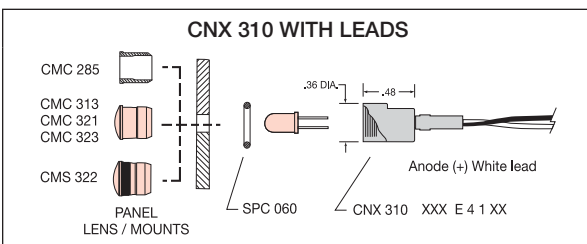


ORDERING CODES

CNX 310 056 E 4 1 08

MODEL	RESISTOR	WIRE TERMINATIONS	WIRE SIZE	WIRE COLOR	WIRE LENGTH
Connector plus resistor only	000 NO RESISTOR	G PLAIN END HEADER CONNECTOR	STANDARD	1 WHT - BLK	04 4 INCHES
Connector plus resistor & wire	012 120	E LOCKING HEADER CONNECTOR	4 24 AWG	2 RED - BLK	06 6 INCHES
	018 180	X WIRE LEAD ENDS STRIPPED			08 8 INCHES
	033 330	Use Model and Resistor code to order connector separately.			12 12 INCHES
	056 560				18 18 INCHES
	120 1200				24 24 INCHES
	220 2200				

OUTLINE DRAWING



TERMINATIONS

