

STANDARD PLUGGABLE PRINTED CIRCUIT

Metric Pin Spacing^a Screw-Cage Clamp Plug

For standard industrial plug-in applications where multiple wire-to-board connections must be made quickly and simultaneously.



Reduce wiring mistakes, downtime and facilitate troubleshooting. Simply unplug defective board and plug in a new one.

Horizontal and Vertical Headers are available in open and closed end designs. Refer to pages 148 to 149.

- Multipole, Single Mold Construction
- Industry Standard Compatible
- Locking Tabs Prevent Unplugging
- Optional Keying Prevents Mispugging^b
- Housing Material: Polyamide 6.6
- Standard Color: Green

^aBlocks with US (Inch) pin spacing begin on page 110.

Ratings

IEC/VDE
 (File No. E101811)
 (File No. LR68503)



AK950

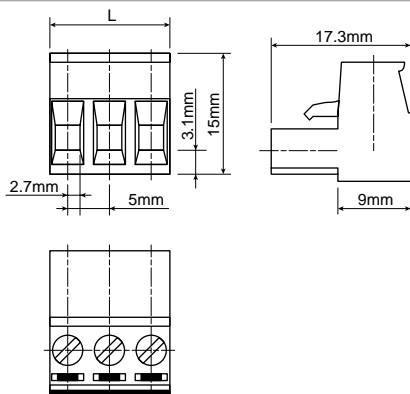
Wire Entry in Same Direction as Plug-In

Pole Spacing 5mm (.197)
 Stripping Length 7mm (.276)
 Screw Hole Diameter 3.5mm (.138)

Use with STL950, STL955 Headers

Ordering Information	No. of Poles	Type	Cat. No.	Length L mm (in.)	Std. Pk.
Plug, mm Pole Spacing	2	AK950/2	37.702	10.00 (.39)	100
	3	AK950/3	37.703	15.00 (.59)	100
	4	AK950/4	37.704	20.00 (.79)	50
	5	AK950/5	37.705	25.00 (.98)	50
	6	AK950/6	37.706	30.00 (1.18)	50
	7	AK950/7	37.707	35.00 (1.38)	30
		8	AK950/8	37.708	40.00 (1.58)
	9	AK950/9	37.709	45.00 (1.77)	30
	10	AK950/10	37.710	50.00 (1.97)	30
	11	AK950/11	37.711	55.00 (2.17)	20
	12	AK950/12	37.712	60.00 (2.36)	20
	13	AK950/13	37.713	65.00 (2.56)	20
	14	AK950/14	37.714	70.00 (2.76)	20
	15	AK950/15	37.715	75.00 (2.95)	20
	16	AK950/16	37.716	80.00 (3.15)	15
	17	AK950/17	37.717	85.00 (3.35)	15
	18	AK950/18	37.718	90.00 (3.54)	15
	19	AK950/19	37.719	95.00 (3.74)	15
	20	AK950/20	37.720	100.00 (3.94)	15
	21	AK950/21	37.721	105.00 (4.13)	10
	22	AK950/22	37.722	110.00 (4.33)	10
	23	AK950/23	37.723	115.00 (4.53)	10
	24	AK950/24	37.724	120.00 (4.72)	10

mm		in.	
2.70	0.106	9.00	0.354
3.10	0.122	15.00	0.591
5.00	0.197	17.30	0.681



^bFor Keying, refer to Accessories on page 150.