

60105 Circuit Breaker

MINIATURE CIRCUIT BREAKER , 120/240VAC, 4A, CIRCUIT BREAKER TYPE: STANDARD

Image not available

- [Product Information](#)

Features and Specifications

Circuit Breaker Type: Standard

Catalog Reference Number: 0860CT0201

For Use With: OEM Panels and Enclosures

Enclosure Rating: IP40

General Application: Short circuit and overcurrent protection

Marketing Trade Name: Multi 9

Ampere Rating: 4A

Approvals: UL489 Listed - CSA 22.2 #5.1 Certified - IEC Rated 60947-2

HACR Rated: Yes

Voltage Rating: 120/240VAC

Mounting Type: Flush, Surface or DIN Rail (35mm)

Weight: 4.40 Ounces

Number of Poles: 1-Pole

Short Circuit Current Rating: 5kA@240VAC - 10kA@120VAC

Terminal Type: Line: Box Lug - Load: Box Lug

Type: C60N

Trip Curve: C Curve - Magnetic operates between 7 to 10 times

Wire Size: #18 to #4 AWG

Width: 0.71 Inches (18mm)

Depth: 3.00 Inches (76mm)

Height: 4.21 Inches (107mm)

Ordering and Shipping Information

- **Category** 00915 -
- **Discount Schedule** DE2
- **Article Number** 785901409700
- **Package Qty** 1
- **Weight (lbs.)** 0.29
- **Availability Code** F
- **Returnability** Y

Section 1—Introduction

Multi 9™ Products for Equipment Applications

The Multi 9 modular system of miniature circuit breakers and supplementary protectors, accessories, and peripherals provides complete protection of equipment or especially sensitive circuits within the equipment. Installation labor and space are both minimized by the modular architecture of the Multi 9 system, whether a single protective device or multiple devices with their accessories are being used.

Schneider Electric offers an extensive line of UL 489 Circuit Breakers and UL 1077 Supplementary Protectors. In addition, a variety of IEC certified Circuit Breakers and Accessories are available for OEM's whose products are destined for export beyond North America. To an OEM, this means that one family of electrical protection products can be used regardless of equipment destination.

The Standards include:

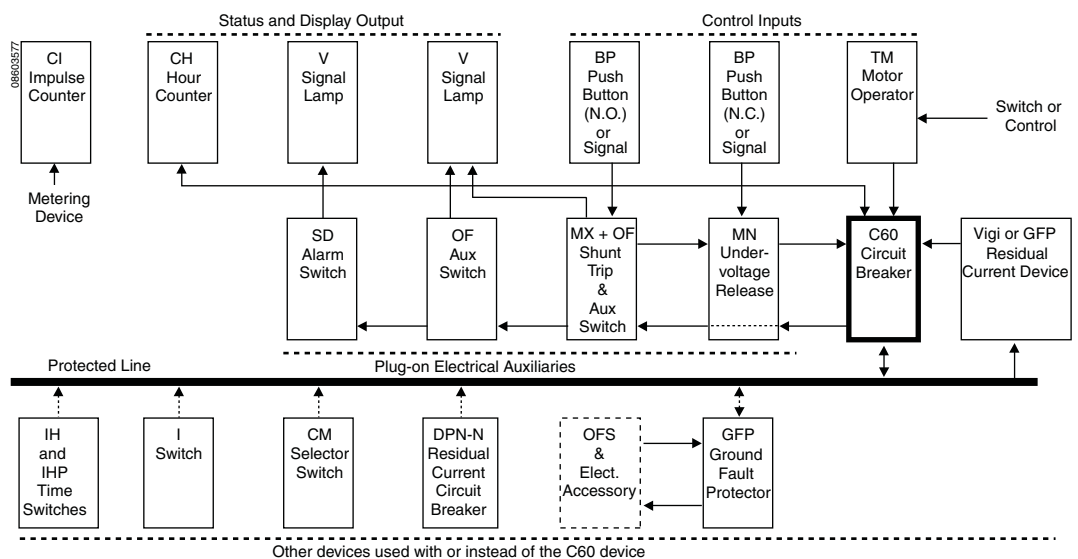
- UL 489 Standard for Circuit Breakers
- UL 489A Standard for DC Communication Applications
- UL 1077 Standard for Supplementary Protectors
- UL 1053 Ground Fault Sensing and Relaying Equipment
- IEC 60947-2 Low-voltage switchgear and controlgear - Part 2: Circuit-breakers
- CSA C22.2 No. 5 Standard for Circuit Breakers
- CSA C22.2 No. 235 Supplementary Protectors
- CCC Pending 4Q2007
- C60 Miniature Circuit Breakers are RoHS Compliant

Potential applications include semi-conductor machines, communication equipment, process control panels, computers, medical equipment, electronic controls, transformers, power supplies, and other electrical equipment.

System Flexibility

The Multi 9 System includes an extensive line of field-installable accessories. Plug-on electrical auxiliaries include shunt trip, undervoltage release, auxiliary switch, and alarm switch. Other protection devices include residual current devices, dc circuit breakers, and switches. Control and display devices include signal lamps, push buttons, and motor operators. There are also mechanical accessories for locking, operating, shielding, mounting, etc. The following diagram shows many of the Multi 9 system accessories.

Figure 1: Functional Diagram of Multi 9 System



Multi 9™ System Catalog

Section 1—Introduction

Advantages

Multi 9 C60 circuit breakers and supplementary protectors provide several features which are important to OEMs. These include:

- Small, compact size
- Easy installation on DIN rails
- Limits let-thru current
- Resetability, more convenient than fuses
- Electrical auxiliaries for control and status information
- Extensive variety of accessories

Figure 2: UL 489 Listed Multi 9 C60 Circuit Breakers



Better Protection—Multi 9 supplementary protectors and miniature circuit breakers limit let-through current, providing faster separation of the component from the fault, thereby reducing system damage.

More Selection—More ratings compatible with low-power electronic circuits are available in the range from 0.5 to 10 A. Others are provided in convenient steps, up to 63 A for the C60 products.

Reduction of Nuisance Tripping—Available with different trip characteristics to meet system needs: B, C and D curves, depending on the model.

Panel Space Savings—Multi 9 products are compact. Width per pole is only 0.71 in. (18 mm) for the C60 circuit breaker. All of the products are built in a consistent format with incremental widths of 0.35 in. (9 mm) (therefore the name Multi 9).

Easy Installation—The Multi 9 products mount easily onto a 35 mm DIN mounting rail. Large box lug terminals (pressure plate type) are suitable for use with copper wiring up to 2 AWG for C60 circuit breakers and supplemental protectors.

Reverse Feeding—Reverse feeding of line power is permitted.

Reliability—Each C60 miniature circuit breaker has an endurance of 10,000 operation cycles and voltage withstand of 6000 V impulse rating.

World-Wide Availability—The Multi 9 products are available and supported throughout the world by Schneider Electric.

From the Power Distribution Specialists—Schneider Electric can be your single source of protection equipment, with a comprehensive line of products for OEM products or the factory. In addition to the Multi 9 circuit breakers and supplementary protectors, these products include the following:

- QO® and QOU Miniature Circuit Breakers 10–125 A
- Compact® Molded Case Circuit Breakers 15–3200 A
- Powerpact® Electronic Trip Circuit Breakers 250–2500 A
- Masterpact® Universal Power Circuit Breakers 250–6300 A

Section 2—UL and CSA Rated Protection Devices

The Multi 9 system includes several families of miniature circuit protection devices that have the UL ratings required in the United States and some other countries. The products are summarized below and are described in detail on the following pages. They include the following families:

- UL Listed C60 240 V Circuit Breakers (UL 489 and CSA C22.2 No. 5)
- UL Listed C60 480 V Circuit Breakers (UL 489 and CSA C22.2 No. 5)
- UL Listed C60 Circuit Breakers for use in Communication Equipment (UL 489A)
- UL Recognized C60 Supplementary Protectors (UL 1077 and CSA C22.2 No. 235)

NOTE: Protection devices with only IEC ratings are described in Section 3, while accessories for both the UL and IEC devices are described in Section 5.

Table 2: Specifications for UL 489 and 489A Listed C60 Circuit Breakers

| Ratings per UL Standards | | UL 489 C60 (240 Vac) | | | UL 489 C60 (480Y/277 Vac) | | | UL 489A C60 (60 Vdc) | |
|---|-------------|-------------------------|------------|------------|------------------------------|----------|------------|----------------------------|---------|
| | | 1P | 2P | 3P | 1P | 2P | 3P | 1P | |
| Number of Poles | | 1P | 2P | 3P | 1P | 2P | 3P | 1P | |
| Rated Current at 77°F (25°C) | | 0.5–35 A | 0.5–35 A | 0.5–35 A | 0.5–20 A | 1–20 A | 1–20 A | 0.5–63 A | |
| Interrupting Ratings as per UL 489 | AC 50/60 Hz | 120 V | 10 kA | — | — | 10 kA | — | — | — |
| | | 240 V | 10 kA | 10 kA | 10 kA | 10 kA | 10 kA | 10 kA | — |
| | | 277 V | — | — | — | 10 kA | 10 kA | 10 kA | — |
| | | 480Y/277 V | — | — | — | 10 kA | 10 kA | 10 kA | — |
| | DC | 60 V | 10 kA | 10 kA | — | — | — | — | 10 kA |
| | | 125 V | — | 10 kA | — | — | — | — | — |
| Ultimate Breaking Capacity (I_{cu}) as per IEC 60947-2 | AC 50/60 Hz | 240 V | 10 kA | 20 kA | 20 kA | 10 kA | 10 kA | 10 kA | — |
| | | 415 V | 10 kA | 10 kA | 10 kA | 10 kA | 10 kA | 10 kA | — |
| | | 440 V | — | 6 kA | 6 kA | — | 6 kA | 6 kA | — |
| Service Breaking Capacity (I_{cs}) (% I_{cu}) | | 75% | 75% | 75% | 75% | 75% | 75% | 75% | |
| Magnetic Setting (Times Ampere Rating) | B curve | — | | | — | | | — | |
| | C curve | 7 to 10 | | | 7 to 10 | | | 7 to 14 | |
| | D curve | 10 to 14 | | | 10 to 14 | | | — | |
| Dimensions (in./mm) | Width | 0.71/18 | 1.42/36 | 2.13/54 | 0.71/18 | 1.42/36 | 2.13/54 | 0.71/18 | |
| | Height | box/box | 4.21/107 | 4.21/107 | 4.21/107 | 5.56/141 | 5.56/141 | 5.56/141 | 3.19/81 |
| | | ring/ring ¹ | 4.86/123.4 | 4.86/123.4 | 4.86/123.4 | 5.56/141 | 5.56/141 | 5.56/141 | — |
| | | box/ring | 4.54/115 | 4.54/115 | 4.54/115 | — | — | — | — |
| Depth | 3.00/76 | 3.00/76 | 3.00/76 | 3.00/76 | 3.00/76 | 3.00/76 | 3.00/76 | | |
| Weight (oz./g) max. | box/box | 4.4/136 | 8.7/271 | 13.1/407 | 5.3 (166) | 10.6/332 | 15.9 (498) | 3.85/110 | |
| | ring/ring | 5.2/161 | 10.3/321 | 15.5/482 | 5.3 (166) | 10.6/332 | 15.9 (498) | — | |
| | box/ring | 4.8/148 | 9.5/297 | 14.3/445 | — | — | — | — | |

¹ Fingersafe 240 V C60 circuit breaker ring terminal dimensions are same as the 480V C60 circuit breaker.

UL 489 Listed 240 Vac C60 Circuit Breakers (AC)

A selected range of Multi-9 circuit breakers rated 240 V are UL 489 Listed. Unlike UL 1077 Supplementary Protectors, these UL 489 circuit breakers can be used for branch circuit protection as required by the National Electrical Code.

As shown in tables Table 5 and Table 6, the UL 489 Listed products are available in C and D curves. They include devices ranging from 0.5 to 35 A.

UL 489 Listed Multi 9 C60 Circuit Breakers




Table 4: Specifications for UL 489 240 V Listed C60N Circuit Breakers

| | | |
|--|--|---|
| High Voltage Withstand | 6 kV | |
| Connector: Box Lug | Rating | UL 486A File No. E216919 (Use with Copper Wire Only) |
| | Connection | 0.5–25 A: 14–4 AWG (2–25 mm ²) Cables Torque to 22 lb-in. (2.48 N•m) 30–35 A: 14–2 AWG (1–35 mm ²) Cables Torque to 31 lb-in. (3.52 N•m) |
| Connector: Ring Tongue | Use Single UL Listed or CSA Certified Insulated Ring Tongue Only | Screw dia. 0.2 in. (5 mm) Torque to 18 lb-in. (2.03 N•m) |
| | Max Ring Terminal Width | 0.54 in. (14 mm) |
| Mounting | 35 mm DIN rail | |
| Degree of Protection | Case | IP40 as per IEC 529 |
| | Terminals | IP20 |
| Temperatures | Calibration | 25°C (77°F) |
| | Storage | -40 to 80°C (-40 to 176°F) |
| | Operating | -30 to 70°C (-22 to 158°F) |
| Plug-On Auxiliary Modules with Mechanical Linkage: | MN Undervoltage Trip | |
| | MX + OF Shunt Trip/Auxiliary Switch | |
| | OF Auxiliary Switch | |
| | SD Alarm Switch | |
| Tropicalization | Treatment 2 | Relative Humidity: 95% at 131°F (55°C) |
| Number of Operating Cycles | Electrical (O-C) | 6,000 load, 4,000 no-load |

See specifications Table 2 for dimensions, weights and interrupting ratings

Standard Features

- Fast closing: Allows increased withstand to the high inrush currents of some loads.
- Trip-free mechanism: Contacts cannot be held in the I-ON position when the C60 circuit breaker is tripped automatically.
- Positive indication of contact disconnect. Green mechanical indication on front face of circuit breaker shows that all poles are open.
- C curve: Overcurrent protection for all application types. Magnetic release operates from 7 to 10 times ampere rating (7 to 14 for DC applications).

Multi 9™ System Catalog

Section 2—UL and CSA Rated Protection Devices

- D curve: Overcurrent protection for loads with high inrush currents (motors, transformers). Magnetic release operates between 10 and 14 times ampere rating (no dc rating for D curve).
- Suitable for reverse feeding.
- Allows locking in O-OFF position using padlock attachment.

Connections


Three versions of field wiring connectors are available for the 240 Vac UL 489 Listed devices:

- Box lug, meeting UL 486A requirements
- Ring tongue terminal with 5 mm screw
- Ring Tongue terminals with Fingersafe (IP20) shrouds

The circuit breakers can be ordered with the following combinations of connectors:

- Line terminal box lug/load terminal box lug
- Line terminal ring tongue/load terminal ring tongue (for fingersafe version, add -F suffix to catalog number)
- Line terminal box lug/load terminal ring tongue

Figure 5: Connection Options for 240 Vac UL 489 Listed Devices



Standards

- UL 489 Circuit Breaker: File No. E215117
- Single pole 15–20 A is UL Listed as SWD (switching duty).
- 1-, 2-, and 3-pole 15–35 A are HID (high intensity discharge) rated.
- CSA C22.2 No. 5.1 Circuit Breakers: File No. 179014
- IEC 60947-2
- CE Marked

Multi 9™ System Catalog
Section 2—UL and CSA Rated Protection Devices

Catalog Numbers

Table 5: Catalog Numbers for C Curve, UL 489 Listed 240 Vac C60 Miniature Circuit Breakers (Box Lug and Ring Tongue Terminal Combinations)

| Rating | 1P | | | 2P | | | 3P | | |
|--------|---------|------------------------|----------|---------|------------------------|----------|---------|------------------------|----------|
| | Box/Box | Ring/Ring ¹ | Box/Ring | Box/Box | Ring/Ring ¹ | Box/Ring | Box/Box | Ring/Ring ¹ | Box/Ring |
| 0.5 A | 60100 | 60200 | 60300 | 60134 | 60234 | 60334 | — | — | — |
| 1 A | 60101 | 60201 | 60301 | 60135 | 60235 | 60335 | 60168 | 60268 | 60368 |
| 1.5 A | 60102 | 60202 | 60302 | 60136 | 60236 | 60336 | 60169 | 60269 | 60369 |
| 2 A | 60103 | 60203 | 60303 | 60137 | 60237 | 60337 | 60170 | 60270 | 60370 |
| 3 A | 60104 | 60204 | 60304 | 60138 | 60238 | 60338 | 60171 | 60271 | 60371 |
| 4 A | 60105 | 60205 | 60305 | 60139 | 60239 | 60339 | 60172 | 60272 | 60372 |
| 5 A | 60106 | 60206 | 60306 | 60140 | 60240 | 60340 | 60173 | 60273 | 60373 |
| 6 A | 60107 | 60207 | 60307 | 60141 | 60241 | 60341 | 60174 | 60274 | 60374 |
| 7 A | 60108 | 60208 | 60308 | 60142 | 60242 | 60342 | 60175 | 60275 | 60375 |
| 8 A | 60109 | 60209 | 60309 | 60143 | 60243 | 60343 | 60176 | 60276 | 60376 |
| 10 A | 60110 | 60210 | 60310 | 60144 | 60244 | 60344 | 60177 | 60277 | 60377 |
| 13 A | 60111 | 60211 | 60311 | 60145 | 60245 | 60345 | 60178 | 60278 | 60378 |
| 15 A | 60112 | 60212 | 60312 | 60146 | 60246 | 60346 | 60179 | 60279 | 60379 |
| 20 A | 60113 | 60213 | 60313 | 60147 | 60247 | 60347 | 60180 | 60280 | 60380 |
| 25 A | 60114 | 60214 | 60314 | 60148 | 60248 | 60348 | 60181 | 60281 | 60381 |
| 30 A | 60115 | 60215 | 60315 | 60149 | 60249 | 60349 | 60182 | 60282 | 60382 |
| 35 A | 60116 | 60216 | 60316 | 60150 | 60250 | 60350 | 60183 | 60283 | 60383 |

¹ IP-20 Fingersafe ring tongue terminals may be ordered with an F suffix (example: 60210F)

Table 6: Catalog Numbers for D Curve, UL 489 Listed 240 Vac C60 Miniature Circuit Breakers (Line/Load as Box Lug or Ring Tongue Terminals)

| Rating | 1P | | | 2P | | | 3P | | |
|--------|---------|------------------------|----------|---------|------------------------|----------|---------|------------------------|----------|
| | Box/Box | Ring/Ring ¹ | Box/Ring | Box/Box | Ring/Ring ¹ | Box/Ring | Box/Box | Ring/Ring ¹ | Box/Ring |
| 0.5 A | 60117 | 60217 | 60317 | 60151 | 60251 | 60351 | — | — | — |
| 1 A | 60118 | 60218 | 60318 | 60152 | 60252 | 60352 | 60184 | 60284 | 60384 |
| 1.5 A | 60119 | 60219 | 60319 | 60153 | 60253 | 60353 | 60185 | 60285 | 60385 |
| 2 A | 60120 | 60220 | 60320 | 60154 | 60254 | 60354 | 60186 | 60286 | 60386 |
| 3 A | 60121 | 60221 | 60321 | 60155 | 60255 | 60355 | 60187 | 60287 | 60387 |
| 4 A | 60122 | 60222 | 60322 | 60156 | 60256 | 60356 | 60188 | 60288 | 60388 |
| 5 A | 60123 | 60223 | 60323 | 60157 | 60257 | 60357 | 60189 | 60289 | 60389 |
| 6 A | 60124 | 60224 | 60324 | 60158 | 60258 | 60358 | 60190 | 60290 | 60390 |
| 7 A | 60125 | 60225 | 60325 | 60159 | 60259 | 60359 | 60191 | 60291 | 60391 |
| 8 A | 60126 | 60226 | 60326 | 60160 | 60260 | 60360 | 60192 | 60292 | 60392 |
| 10 A | 60127 | 60227 | 60327 | 60161 | 60261 | 60361 | 60193 | 60293 | 60393 |
| 13 A | 60128 | 60228 | 60328 | 60162 | 60262 | 60362 | 60194 | 60294 | 60394 |
| 15 A | 60129 | 60229 | 60329 | 60163 | 60263 | 60363 | 60195 | 60295 | 60395 |
| 20 A | 60130 | 60230 | 60330 | 60164 | 60264 | 60364 | 60196 | 60296 | 60396 |
| 25 A | 60131 | 60231 | 60331 | 60165 | 60265 | 60365 | 60197 | 60297 | 60397 |
| 30 A | 60132 | 60232 | 60332 | 60166 | 60266 | 60366 | 60198 | 60298 | 60398 |
| 35 A | 60133 | 60233 | 60333 | 60167 | 60267 | 60367 | 60199 | 60299 | 60399 |

¹ IP-20 Fingersafe ring tongue terminals may be ordered with an F suffix (example: 60210F)

NOTE: UL 489 Listed Multi 9 circuit breakers are calibrated at 25°C (77°F). Please refer to the rating tables (page 80) for applications at temperatures greater than 25°C (77°F).

NOTE: The NEC requires that the continuous load applied to the circuit breaker shall not exceed 80% of the circuit breaker ampere rating.

Multi 9™ System Catalog

Section 2—UL and CSA Rated Protection Devices

UL 489 Listed C60 Circuit Breakers (DC)

Overview

A portion of the range of UL 489 circuit breakers are also Listed by UL for use with dc circuits. The specifications are the same as the UL 489 circuit breakers, with the following exceptions:

- Number of poles: 1 and 2
- Time/current curve: C curve
- Magnetic setting of C curve: between 7 and 14 times ampere rating
- DC voltage (nominal): 1 pole—60 Vdc, 2 pole—125 Vdc
- Connection: box lug only (same torque)



Table 9: Specifications for UL 489 C60 DC Circuit Breakers

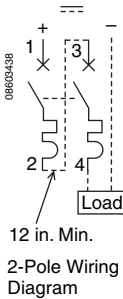
| Ratings per UL Standards | | UL 489 C60 (DC) | |
|--|------------------|-------------------|-------------------|
| Number of Poles | | 1 | 2 |
| Rated Current (A) at 77°F (25°C) | | 60 Vdc | |
| Interrupting Ratings per UL 489 (kA) | 60 Vdc | 10 | — |
| | 125 Vdc | — | 10 |
| Service Breaking Capacity (Ics) (%Icu) | | 75% | 75% |
| Magnetic Setting (Times Ampere Rating) | B curve | — | — |
| | C Curve | 7 to 14 | 7 to 14 |
| | D Curve | — | — |
| Dimensions | Width | 0.71 in. (18 mm) | 1.42 in. (36 mm) |
| | Height (Box/Box) | 4.21 in. (107 mm) | 4.21 in. (107 mm) |
| | Depth | 3.00 in. (76 mm) | — |
| Weight (Max.) | | 4.4 oz. (136 g) | 8.7 oz. (271 g) |

Catalog Numbers

Table 10: Catalog Numbers for UL 489 C60 Listed Miniature Circuit Breakers (DC)¹

| Rating | C Curve | | Rating | C Curve | |
|--------|-------------|-------------|--------|-------------|-------------|
| | 1P, Box/Box | 2P, Box/Box | | 1P, Box/Box | 2P, Box/Box |
| 0.5 A | 60100 | 30134 | 10 A | 60110 | 60144 |
| 1 A | 60101 | 60135 | 13 A | 60111 | 60145 |
| 1.5 A | 60102 | 60136 | 15 A | 60112 | 60146 |
| 2 A | 60103 | 60137 | 20 A | 60113 | 60147 |
| 3 A | 60104 | 60138 | 25 A | 60114 | 60148 |
| 4 A | 60105 | 60139 | 30 A | 60115 | 60149 |
| 5 A | 60106 | 60140 | 35 A | 60116 | 60150 |
| 6 A | 60107 | 60141 | 40 A | 60400 | — |
| 7 A | 60108 | 60142 | 50 A | 60401 | — |
| 8 A | 60109 | 60143 | 63 A | 60102 | — |

¹ The dc catalog numbers are the same as the UL 489 ac equivalents.



Section 7—Dimensions

UL 489 Listed C60 Circuit Breakers

Figure 25: UL 489 Listed C60 240 Vac Circuit Breaker with Box Lug Terminals

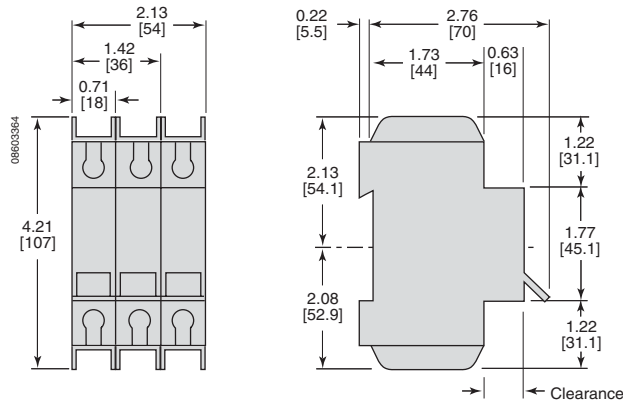


Figure 26: UL 489 Listed C60 240 Vac Circuit Breaker with Ring Tongue Terminals

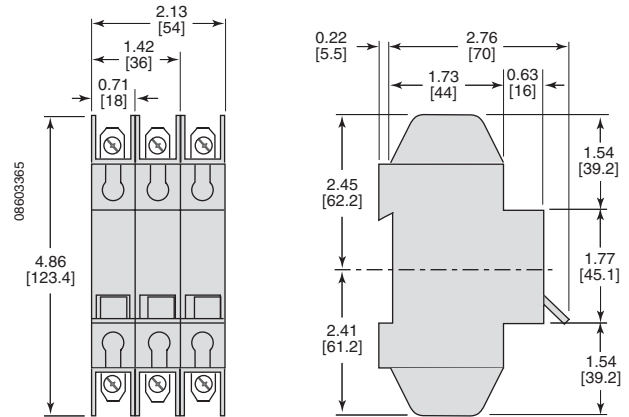


Figure 27: UL 489 C60 480 Vac and 240 Vac Circuit Breaker with Fingersafe Shields

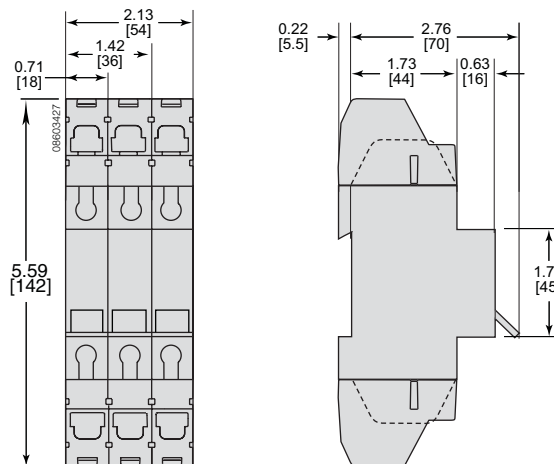


Figure 28: UL 489A Listed C60 60 Vdc Circuit Breakers for DC Telecommunications Applications

