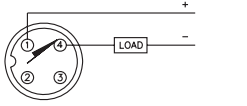
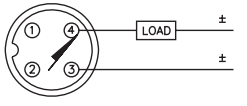
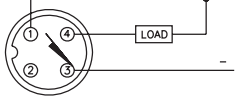
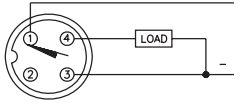
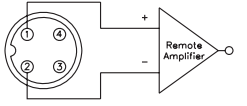
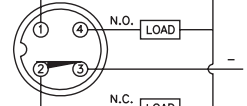
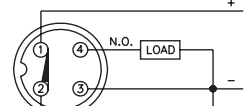


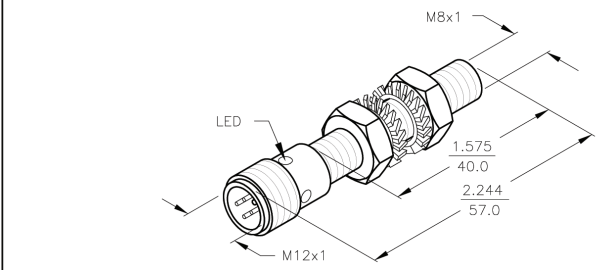
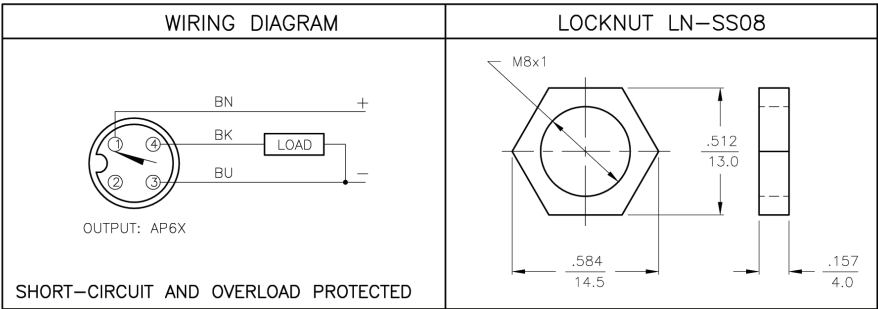
Inductive Sensors



Housing Style	Part Number	ID Number	Features	Sensing Range (mm)	Output	
8 mm - Embeddable, Miniature Threaded, eurofast® Quick Disconnect 	Bi 2-EG08K-AG41X-H1341	S4562011	Short Barrel	2	2-Wire DC	
	Bi 2-EG08K-AG41X-H1341/S1589	S4562090	weldguard®	2		
	Bi 1.5-EG08K-AN6X-H1341	S4669150	Short Barrel	1.5	3-Wire DC NPN	
	Bi 2-EG08K-AN6X-H1341	S4669560	Short Barrel	2		
	Bi 1.5-EG08K-AP6X-H1341	S4669050	Short Barrel	1.5	3-Wire DC PNP	
	Bi 2-EG08K-AP6X-H1341	S4669460	Short Barrel	2		
	Bi 2-EG08K-AP6X-H1341/S1589	S4669486	weldguard	2		
	Bi 1.5-EG08K-Y1-H1341	S1003620	Short Barrel	1.5	2-Wire DC NAMUR	
	Bi 1.5-EG08K-Y1X-H1341	S1003640	Short Barrel	1.5		
	8 mm - Embeddable, Miniature Threaded, eurofast Quick Disconnect 	Bi 2-EG08-AG41X-H1341	S4562001	Ext. Range	2	2-Wire DC
		Bi 2-EG08-AG41X-H1341/S1589	S4562095	weldguard	2	
		Bi 1.5-EG08-AD6X-H1341	S4600203		1.5	
Bi 1.5-EG08-AN6X-H1341		S4602360		1.5	3-Wire DC NPN	
Bi 1.5-EG08WD-AN6X-H1341		S4602211	Washdown	1.5		
Bi 1.5-EG08-AN7X-H1341		S4602361	TTL Compatible	1.5		
Bi 1.5U-EG08-AN6X-H1341		S4600550	Uprox	1.5		
Bi 2-EG08-AN6X-H1341		S4602160	Ext. Range	2		
Bi 2-EG08-AN6X-H1341/S1589		S4602182	weldguard	2		
Bi 2U-EG08-AN6X-H1341		S4602037	Uprox	2		
Bi 1.5U-EGT08-AN6X-H1341		S4600558	Uprox	1.5		
Bi 1.5-EG08-AP6X-H1341		S4602260		1.5		
Bi 1.5-EG08WD-AP6X-H1341		S4602210	Washdown	1.5		
Bi 1.5U-EG08-AP6X-H1341		S4600540	Uprox	1.5		
Bi 2-EG08-AP6X-H1341		S4602060	Ext. Range	2		
Bi 2-EG08-AP6X-H1341/S1589		S4602086	weldguard	2		
Bi 2U-EG08-AP6X-H1341		S4602034	Uprox	2		
Bi 1.5U-EG08-AP6X-H1341/S1589		S4600540-1	Uprox/weldguard	1.5		
Bi 1.5U-EGT08-AP6X-H1341		S4600555	Uprox	1.5		
Bi 2-EG08-VN6X-H1341		S4602521	Comp. Outputs	2	4-Wire DC NPN	
Bi 2-EG08-VP6X-H1341		S4602522	Comp. Outputs	2	4-Wire DC PNP	
Bi 1.5-EG08-Y1-H1341		S1003502		1.5	2-Wire DC NAMUR	

Voltage	Switching Freq. (Hz)	Operating Current (mA)	Operating Temp. (°C)	Protection	Housing	Face	Power LED	Output LED	Mating Cordset	Wiring Diagram #	Wiring Diagrams
10-65 VDC	1000	≤100	-25 to +70	IP 67	SS	PA 12	N/A	YE	RK 4T-*	1	Diagram 1 
	1000	≤100	-25 to +70	IP 67	SS	WG	N/A	YE	RK 4T-*	1	
10-30 VDC	3000	≤150	-25 to +70	IP 67	SS	PA 12	N/A	YE	RK 4T-*	3	Diagram 2 
	3000	≤150	-25 to +70	IP 67	SS	PA 12	N/A	YE	RK 4T-*	3	
10-30 VDC	3000	≤150	-25 to +70	IP 67	SS	PA 12	N/A	YE	RK 4T-*	4	Diagram 3 
	3000	≤150	-25 to +70	IP 67	SS	PA 12	N/A	YE	RK 4T-*	4	
	3000	≤150	-25 to +70	IP 67	SS	WG	N/A	YE	RK 4T-*	4	
5-30 VDC	5000	Remote	-25 to +70	IP 67	SS	PA 12	N/A	N/A	RK 4.21T-*	5	Diagram 4 
	5000	Remote	-25 to +70	IP 67	SS	PA 12	N/A	YE	RK 4.21T-*	5	
10-65 VDC	1000	≤100	-25 to +70	IP 67	SS	PA 12	N/A	YE	RK 4T-*	1	Diagram 5 
	1000	≤100	-25 to +70	IP 67	SS	WG	N/A	YE	RK 4T-*	1	
	1000	≤100	-25 to +70	IP 67	SS	PA 12	N/A	YE	RK 4.2T-*	2	
10-30 VDC	3000	≤150	-25 to +70	IP 67	SS	PA 12	N/A	YE	RK 4T-*	3	Diagram 6 
	3000	≤150	-10 to +85	IP 68, 69K	SS	PA 12	N/A	YE	RK 4T-*	3	
	2000	≤150	-25 to +70	IP 68	SS	PA 12	N/A	YE	RK 4T-*	3	
	2000	≤150	-30 to +85	IP 67	SS	PA 12	N/A	YE	RK 4T-*	3	
	3000	≤150	-25 to +70	IP 67	SS	PA 12	N/A	YE	RK 4T-*	3	
	3000	≤150	-25 to +70	IP 67	SS	WG	N/A	YE	RKG 4T-2	4	
	1000	≤150	-35 to +85	IP 68	SS	PA 12	N/A	YE	RK 4T-*	4	
2000	≤150	-30 to +85	IP 67	SS	WG	N/A	YE	RK 4T-*	4		
2000	≤150	-30 to +85	IP 67	TC	TC	N/A	YE	RK 4T-*	3	Diagram 7 	
10-30 VDC	3000	≤200	-25 to +70	IP 67	SS	PA 12	N/A	YE	RK 4.4T-*	6	
10-30 VDC	3000	≤200	-25 to +70	IP 67	SS	PA 12	N/A	YE	RK 4.4T-*	7	
5-30 VDC	5000	Remote	-25 to +70	IP 67	SS	PA 12	N/A	N/A	RK 4.21T-*	5	

* Length in meters.



SPECIFICATIONS		
OPERATING VOLTAGE	10-30 VDC	
RIPPLE	≤10%	
DIFFERENTIAL TRAVEL (HYSTERESIS)	3-15% (5% TYPICAL)	
VOLTAGE DROP ACROSS CONDUCTING SENSOR	≤1.8 V at 150 mA	
OUTPUT FUNCTION	NORMALLY OPEN 3-WIRE DC SELF-CONTAINED	
TTL COMPATIBLE	NO	
SHORT-CIRCUIT PROTECTED	YES	
TRIGGER CURRENT FOR OVERLOAD PROTECTION	≥180 mA	
CONTINUOUS LOAD CURRENT	≤150 mA	
LEAKAGE (OFF-STATE) CURRENT	<10μ A	
NO-LOAD CURRENT	8.5-13 mA	
TIME DELAY BEFORE AVAILABILITY	≤8 ms	
POWER-ON EFFECT PROTECTION	INCORPORATED	
REVERSE POLARITY PROTECTION	INCORPORATED	
WIRE-BREAK PROTECTION	INCORPORATED	
PROTECTION AGAINST TRANSIENTS	EN 60947-5-2	
OPERATING TEMPERATURE	-25°C to +70°C (-13°F to +158°F) W/ 10% TEMP. DRIFT	-30°C to +85°C (-13°F to +185°F) W/ 15% TEMP. DRIFT
ENCLOSURE	MEETS NEMA 1, 3, 4, 6, 13 AND IEC IP67	
SHOCK	30 g, 11 ms	
VIBRATION	55 Hz, 1 mm AMPLITUDE (IN ALL 3 PLANES)	
LED FUNCTION	YELLOW: OUTPUT ENERGIZED	
SENSING RANGE	1.5 mm = .059" (NOMINAL)	
SWITCHING FREQUENCY	2000 Hz	
REPEATABILITY	≤2% of NOMINAL SENSING RANGE	
EMBEDDABLE (SHIELDED)	YES	

SOURCE DRAWING - FOR REFERENCE ONLY

RELATED DOCUMENTS				3RD ANGLE PROJECTION		THIS DRAWING IS PROPERTY OF TURCK INC. USE OF THIS DOCUMENT WITHOUT WRITTEN PERMISSION IS PROHIBITED.		 High Technology Sensors and Automation Controls	
1. 2. 3. 4.						DRFT CBM DATE 11/12/03		DESCRIPTION BI 1.5U-EG08-AP6X-H1341	
MATERIAL STAINLESS STEEL				TOLERANCES UNLESS OTHERWISE SPECIFIED .X ±0.02 .XX ±0.01 .XXX ±0.005 ANGLES ±1°		DSCN CBM SCALE NONE		IDENTIFICATION NO. S4600540	
FINISH				ALL MILLIMETER DIMENSIONS ARE REFERENCE ONLY		UNIT OF MEASUREMENT INCH [MILLIMETER]		REV A	
A DRAWING RELEASE				CBM 11/12/03		DO NOT SCALE THIS DRAWING		FILE: S4600540	
REV DESCRIPTION				BY DATE ECO NO.				SHEET 1 OF 1	