


Subminiature Fuses

SR-5 Series, Time-Delay

Description

- Radial leaded time-delay thru-hole fuse
- Designed to IEC 60127-3, Sheet 4
- Internationally accepted for primary and secondary overcurrent protection
- Place directly into PCB or plug into BK/PCS holder
- High inrush withstand capability
- Compatible with leaded and lead-free reflow and wave solder



Electrical Characteristics									
Rated Current	1.5 x I _n		2.75 x I _n		4 x I _n		10 x I _n		
	min	max	min	max	min	max	min	max	
40mA-6.3A	1hr	2 min	400 mS	10 Sec.	150 mS	3 Sec.	20 mS	150 mS	

Agency Information*

- cURus
- VDE
- SEMKO
- CCC
- EK-MARK
- PSE

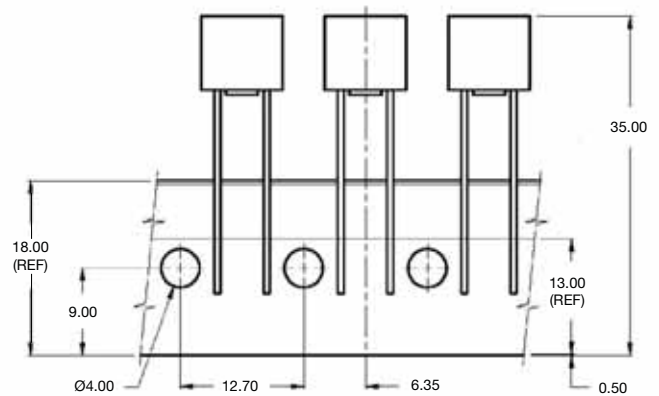
Specifications

- Solderability: EIA-186-9E Method 9
- High frequency vibration: MIL-STD-202F, Method 201A
- Operating temperature: -40°C to +125°C
- Soldering heat resistance: 260°C, 10 Sec. max (IEC 60068-2-20)

Ordering

- Specify product and packaging code (i.e., SR-5-1A-AP)

Packaging Information – mm (in)

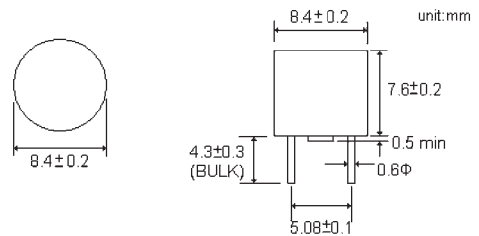
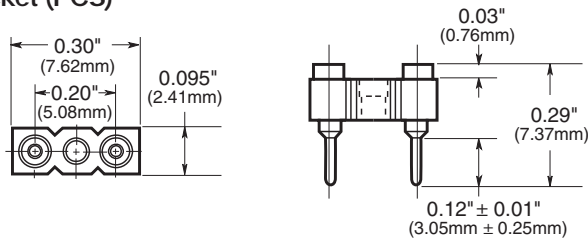


Mounting Socket (RoHS compliant)

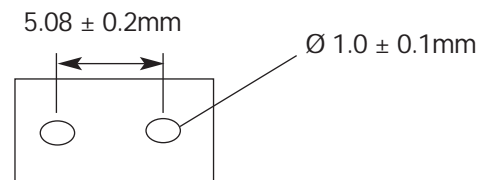
- Available as option. Specify catalog number BK/PCS (In bulk 100 per bag)

Dimensions – mm

Socket (PCS)



Land Pattern



*See part number table for Agency Approvals by amp rating.

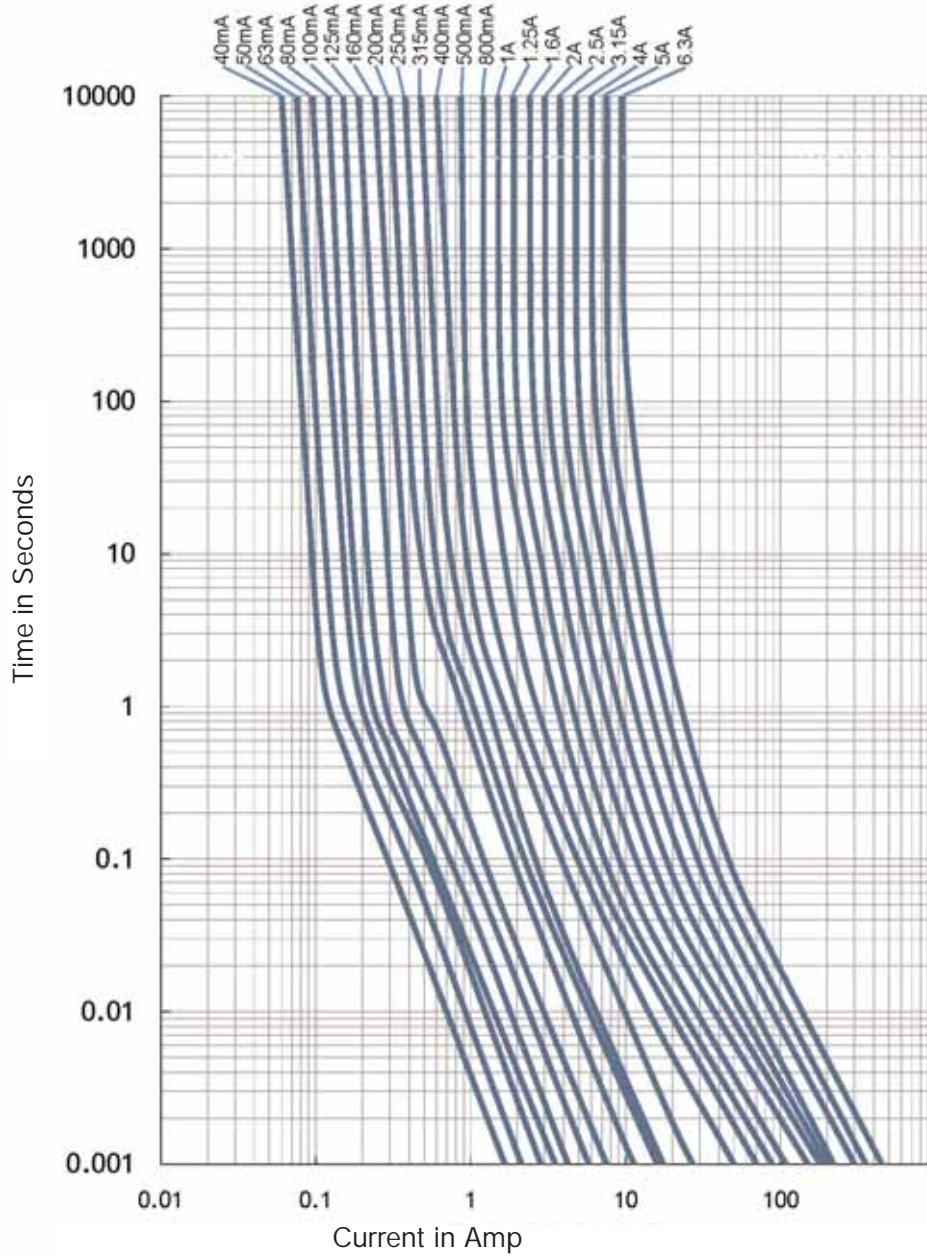
Specifications

Part Number	Voltage Rating AC	Interrupting Rating (amps) @ Rated Voltage	Typical DC Cold Resistance (Ω)	Typical Melting** I ² t (@1mS)	Voltage Drop mV @ 20°C Rated Current	Agency Approvals					
						VDE	SEMKO	cURus	CCC	EK-Mark	PSE
SR-5-40mA	250	35	11.5	0.001988	524	X	X	X	X	X	
SR-5-50mA	250	35	8	0.003664	462	X	X	X	X	X	
SR-5-63mA	250	35	5.36	0.006979	383.5	X	X	X	X	X	
SR-5-80mA	250	35	3.43	0.010814	331	X	X	X	X	X	
SR-5-100mA	250	35	2.37	0.015155	288.5	X	X	X	X	X	
SR-5-125mA	250	35	1.6	0.026783	238	X	X	X	X	X	
SR-5-160mA	250	35	1.02	0.039097	196.5	X	X	X	X	X	
SR-5-200mA	250	35	0.94	0.168832	215.5	X	X	X	X	X	
SR-5-250mA	250	35	0.66	0.24778	185	X	X	X	X	X	
SR-5-315mA	250	35	0.43	0.2772	152	X	X	X	X	X	
SR-5-400mA	250	35	0.285	0.771618	127	X	X	X	X	X	
SR-5-500mA	250	35	0.24	2	143.2	X	X	X	X	X	
SR-5-630mA	250	35	0.153	3.5	113	X	X	X	X	X	
SR-5-800mA	250	35	0.107	6.5	104.5	X	X	X	X	X	
SR-5-1A	250	35	0.083	7.5	98.8	X	X	X	X	X	X
SR-5-1.25A	250	35	0.061	13	96.2	X	X	X	X	X	X
SR-5-1.6A	250	35	0.043	24	84.4	X	X	X	X	X	X
SR-5-2A	250	35	0.031	30	79.7	X	X	X	X	X	X
SR-5-2.5A	250	35	0.028	45	75.8	X	X	X	X	X	X
SR-5-3.15A	250	35	0.017	57	69.4	X	X	X	X	X	X
SR-5-4A	250	40	0.015	80	72.8	X	X	X	X	X	X
*SR-5-5A	250	50	0.010	95.4	62.1	X	X	X	CQC	X	X
*SR-5-6.3A	250	63	0.008	200	62.2	X	X	X	CQC	X	X

Conducting Path min. 0.2mm

**I²t value for 40mA to 400mA is measured at 100In. I²t value for 500mA to 6.3A is measured at 10In.

Time-Current Curve



Packaging Code	
Packaging Code Suffix	Description
-AP	Ammo-pack taped 1,000 per box
-BK	In bulk 200 per bag