


[Home](#) > Product Details

## RMC50A



### Features

- V1 isolated from V2 and V3
- Small and compact size
- Built-in Inrush Current Protection
- Stabilized output voltage (V1, V2, V3)
- Built-in Over Current Protection
- Built-in Over Voltage Protection
- RoHS Compliant

### Safety Agency Approvals

- Complies with DEN-AN
- UL1950, C-UL

### EMI Compliance


- FCC-B
- VCCI-B

**3 year warranty(refer to Instruction Manual)**

Model	Input Voltage [V]	Output Wattage [W]	DC Output [V/A]
RMC50A-1	DC 110 - 170 AC 85 - 132	49	-12 - 12V 0.5 - 5A (peak 2A)
RMC50A-2	DC 110 - 170 AC 85 - 132	50.5	-15 - 15V 0.5 - 5A

- ① Series name
- ② Output wattage
- ③ Output voltage combination
- ④ Optional
- C : with Coating
- G : Low leakage current
- J : Connector type
- N : with Cover

**RoHS**



RMC

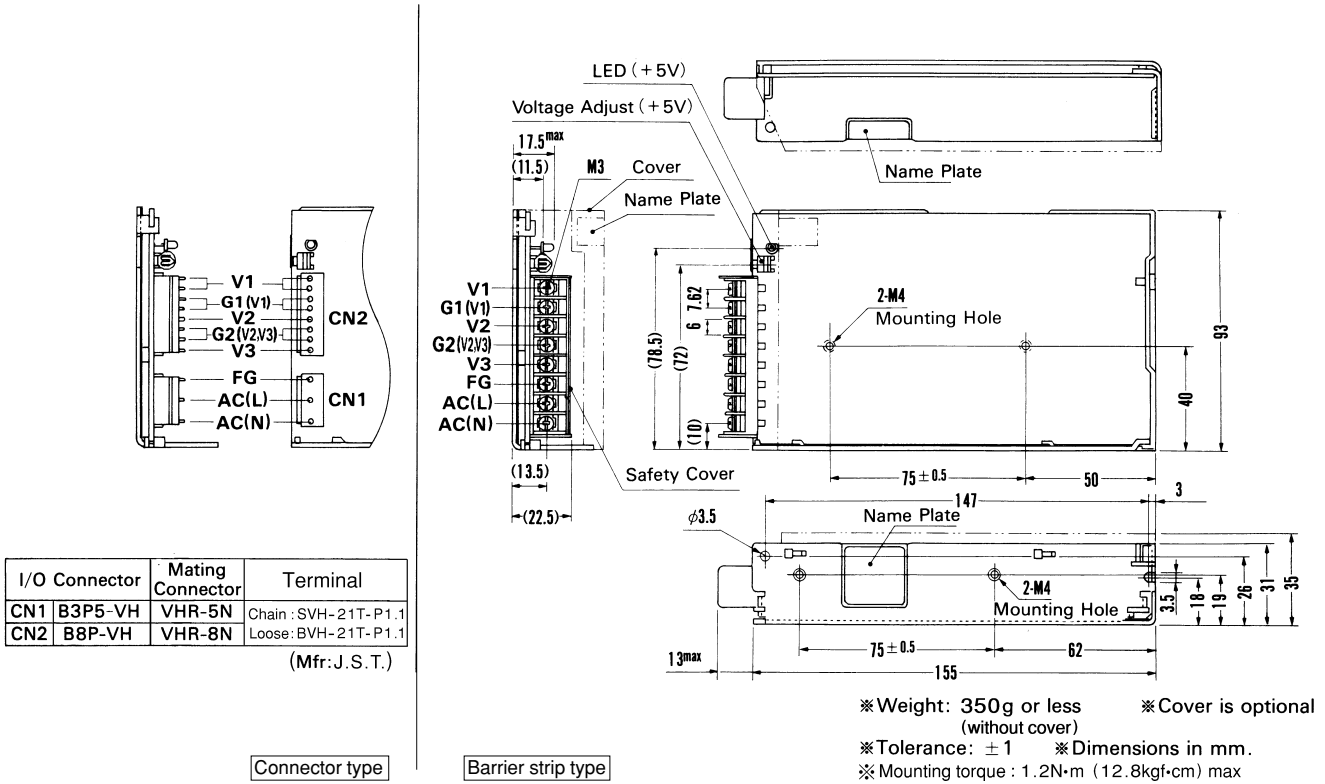
MODEL		RMC50A-1	RMC50A-2
DC OUTPUT	V1	+5V 5.0A	+5V 5.0A
	V2	+12V 1.5(Peak 2)A	+15V 1.2A
	V3	-12V 0.5A	-15V 0.5A

## SPECIFICATIONS

	MODEL	RMC50A-1			RMC50A-2			
INPUT	VOLTAGE[V]	AC85 - 132 1 φ or DC110 - 170						
	CURRENT[A]	ACIN 100V	1.5typ (Io=100%)					
	FREQUENCY[Hz]	47 - 440 or DC						
	EFFICIENCY[%]	ACIN 100V	70typ (Io=100%)					
	INRUSH CURRENT[A]	ACIN 100V	30typ (Io=100%) (At cold start)					
OUTPUT	VOLTAGE[V]	+5	+12	-12	+5	+15	-15	
	CURRENT[A]	*1 0 - 5.0	0 - 1.5 (Peak 2)	0 - 0.5	0 - 5.0	0 - 1.2	0 - 0.5	
	LINE REGULATION[mV]	20max	48max	48max	20max	60max	60max	
	LOAD REGULATION[mV]	40max	150max	150max	40max	150max	150max	
	RIPPLE[mVp-p]	0 to +50°C *2	80max	120max	120max	80max	120max	120max
		-10 - 0°C *2	140max	160max	160max	140max	160max	160max
	RIPPLE NOISE[mVp-p]	0 to +50°C *2	120max	150max	150max	120max	150max	150max
		-10 - 0°C *2	160max	180max	180max	160max	180max	180max
	TEMPERATURE REGULATION[mV]	0 to +50°C	50max	350max	350max	50max	350max	350max
		-10 to +50°C	60max	420max	420max	60max	420max	420max
START-UP TIME[ms]	100max (ACIN 85V, Io=100%)							
HOLD-UP TIME[ms]	10typ (ACIN 85V, Io=100%, 0 to +50°C) 20typ (ACIN 100V, Io=100%, 0 to +50°C)							
OUTPUT VOLTAGE ADJUSTMENT RANGE[V]	5.00 - 5.25	Fixed	Fixed	5.00 - 5.25	Fixed	Fixed		
OUTPUT VOLTAGE SETTING[V]	—	11.40 to 12.60	-11.40 to -12.60	—	14.25 to 15.75	-14.25 to -15.75		
PROTECTION CIRCUIT	OVERCURRENT PROTECTION	Works over 105% of rating and recovers automatically						
	OVERVOLTAGE PROTECTION	Works at 115 - 140% of rating (+5V)						
	OPERATING INDICATION	LED (Green)						
ISOLATION	INPUT-OUTPUT	AC2,000V 1minute, DC500V 50MΩmin (At Room Temperature)						
	INPUT-FG, COVER	AC2,000V 1minute, DC500V 50MΩmin (At Room Temperature)						
	OUTPUT-FG, COVER	AC500V 1minute, DC500V 50MΩmin (At Room Temperature)						
	OUTPUT-OUTPUT(V1-V2,V3)	AC100V 1minute, DC100V 10MΩmin (At Room Temperature)						
ENVIRONMENT	OPERATING TEMP., HUMID. AND ALTITUDE	-10 to +65°C, 20 - 90%RH (Non condensing) (Refer to DERATING CURVE), 3,000m (10,000feet) max						
	STORAGE TEMP., HUMID. AND ALTITUDE	-20 to +75°C, 20 - 90%RH (Non condensing), 9,000m (30,000feet) max						
	VIBRATION	10 - 55Hz, 19.6m/s <sup>2</sup> (2G), 3minutes period, 60minutes each along X, Y and Z axis						
	IMPACT	196.1m/s <sup>2</sup> (20G), 11ms, once each X, Y and Z axis						
SAFETY AND NOISE REGULATIONS	AGENCY APPROVALS	UL60950-1, C-UL Complies with DEN-AN						
	CONDUCTED NOISE	Complies with FCC-B, VCCI-B						
OTHERS	CASE SIZE/WEIGHT	31 × 93 × 155mm (W × H × D) /350g max (without cover)						
	COOLING METHOD	Convection						

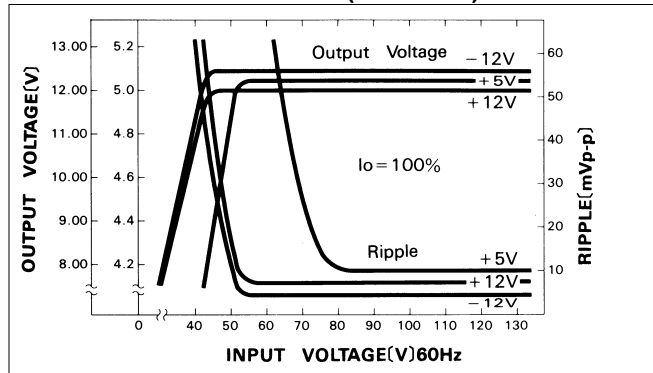
\*1 Peak load current of V2 for RMC50A-1 is possible to draw 30 seconds.  
 \*2 Measured by 20MHz oscilloscope or Ripple-Noise meter (equivalent to KEISOKU-GIKEN : RM101).  
 \* Series/Parallel operation with other model is not possible.  
 \* When units are operated with chassis and cover, derating is required.

External view

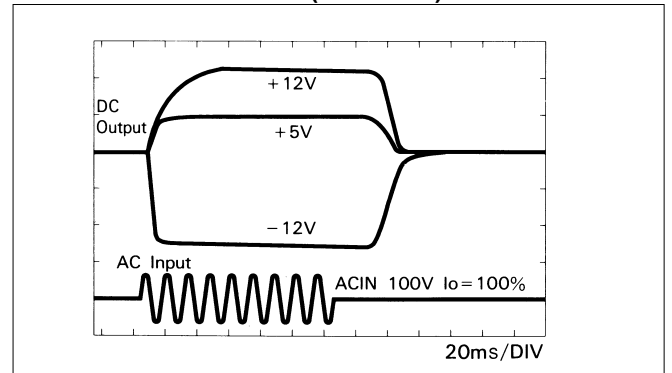


Performance data

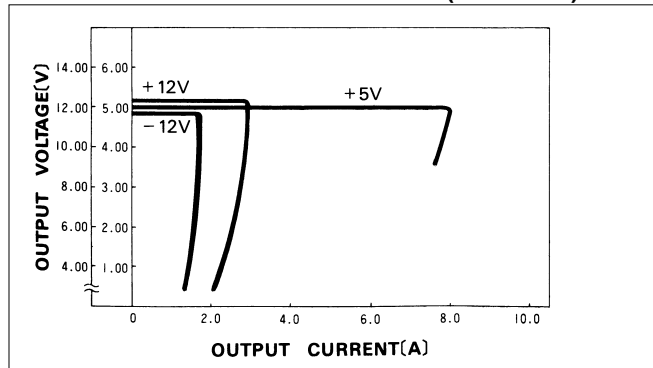
■ STATIC CHARACTERISTICS (RMC50A-1)



■ RISE TIME & FALL TIME (RMC50A-1)



■ OVERCURRENT CHARACTERISTICS (RMC50A-1)



■ DERATING CURVE

