



## FEATURES

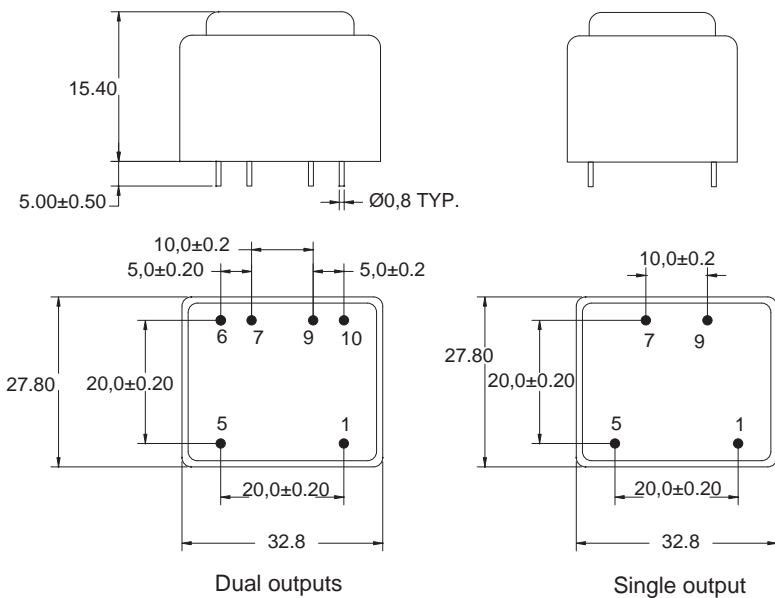
- UL & VDE CERTIFICATION
- SMALL PHYSICAL FOOTPRINT
- ENVIRONMENTALLY PROTECTED
- COST EFFECTIVE DESIGN OPTION
- INPUT 115V OR 230V / SINGLE AND DUAL OUTPUT
- SPLIT BOBBIN DESIGN – ISOLATED PRIMARY AND SECONDARY WINDINGS
- SELF-EXTINGUISHING PLASTICS UL94V-0
- DIELECTRIC STRENGTH 4200Vrms
- INHERENTLY ENERGY LIMITED
- RESIN CLASS B IEC 85, VACUUM SEALED
- CONFORMS TO EN 61558 AND EN 60950
- 100% PRODUCTION TESTED

## SEALED POWER TRANSFORMERS BV SERIES EI30 0.6VA – 2.8VA

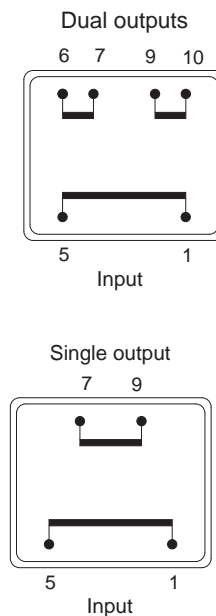


## OUTLINE DIMENSIONS

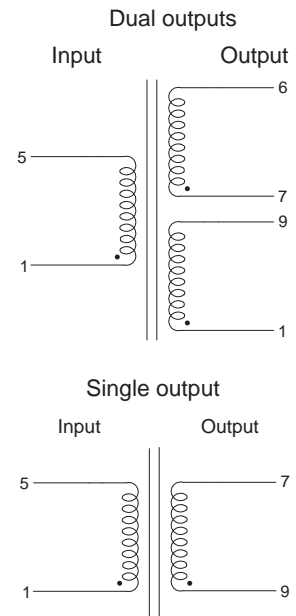
MECHANICAL DATA:



WIRING DIAGRAM:



SCHEMATIC DIAGRAM:



## ELECTRICAL SPECIFICATIONS

### EI30-5 SERIES 0.6 VA

Part Number (Input:115V)	Part Number (Input:230V)	Secondary Voltage (V)		Secondary current (mA)	No-load Voltage (Vmax)	Rated Power (VA)	Dimension H(mm)
BV301S06006	BV302S06006	6±15%		100	10.5	0.6	15.4 MAX
BV301S09006	BV302S09006	9±15%		66	15.5	0.6	15.4 MAX
BV301S12006	BV302S12006	12±15%		50	20.5	0.6	15.4 MAX
BV301S15006	BV302S15006	15±15%		40	25.4	0.6	15.4 MAX
BV301S18006	BV302S18006	18±15%		33	30.4	0.6	15.4 MAX
BV301S24006	BV302S24006	24±15%		25	40.4	0.6	15.4 MAX
BV301D06006	BV302D06006	6±15%	6±15%	2×50	2×10.5	0.6	15.4 MAX
BV301D09006	BV302D09006	9±15%	9±15%	2×33	2×15.5	0.6	15.4 MAX
BV301D12006	BV302D12006	12±15%	12±15%	2×25	2×20.5	0.6	15.4 MAX
BV301D15006	BV302D15006	15±15%	15±15%	2×20	2×25.0	0.6	15.4 MAX
BV301D18006 *	BV302D18006 *	18±15%	18±15%	2×17	2×30.4	0.6	15.4 MAX
BV301D24006 *	BV302D24006 *	24±15%	24±15%	2×12	2×40.4	0.6	15.4 MAX

### EI30-10.5 SERIES 1.0 VA

Part Number (Input:115V)	Part Number (Input:230V)	Secondary Voltage (V)		Secondary current (mA)	No-load Voltage (Vmax)	Rated Power (VA)	Dimension H(mm)
BV301S06010	BV302S06010	6±10%		166	9.94	1	22.3 MAX
BV301S09010	BV302S09010	9±10%		111	14.95	1	22.3 MAX
BV301S12010	BV302S12010	12±10%		83	19.9	1	22.3 MAX
BV301S15010	BV302S15010	15±10%		66	24.9	1	22.3 MAX
BV301S18010	BV302S18010	18±10%		55	29.9	1	22.3 MAX
BV301S24010	BV302S24010	24±10%		41	39.8	1	22.3 MAX
BV301D06010	BV302D06010	6±10%	6±15%	2×83	2×9.94	1	22.3 MAX
BV301D09010	BV302D09010	9±10%	9±15%	2×56	2×14.95	1	22.3 MAX
BV301D12010	BV302D12010	12±10%	12±15%	2×42	2×19.9	1	22.3 MAX
BV301D15010	BV302D15010	15±10%	15±15%	2×33	2×24.9	1	22.3 MAX
BV301D18010 *	BV302D18010 *	18±10%	18±15%	2×28	2×29.9	1	22.3 MAX
BV301D24010 *	BV302D24010 *	24±10%	24±15%	2×21	2×39.8	1	22.3 MAX

### EI30-10.5 SERIES 1.2 VA

Part Number (Input:115V)	Part Number (Input:230V)	Secondary Voltage (V)		Secondary current (mA)	No-load Voltage (Vmax)	Rated Power (VA)	Dimension H(mm)
BV301S06012	BV302S06012	6±10%		200	8.3	1.2	22.3 MAX
BV301S09012	BV302S09012	9±10%		133	12.5	1.2	22.3 MAX
BV301S12012	BV302S12012	12±10%		100	16.6	1.2	22.3 MAX
BV301S15012	BV302S15012	15±10%		80	20.8	1.2	22.3 MAX
BV301S18012	BV302S18012	18±10%		67	25.7	1.2	22.3 MAX
BV301S24012	BV302S24012	24±10%		50	33.3	1.2	22.3 MAX
BV301D06012	BV302D06012	6±10%	6±15%	2×100	2×8.3	1.2	22.3 MAX
BV301D09012	BV302D09012	9±10%	9±15%	2×67	2×12.5	1.2	22.3 MAX
BV301D12012	BV302D12012	12±10%	12±15%	2×50	2×16.6	1.2	22.3 MAX
BV301D15012	BV302D15012	15±10%	15±15%	2×40	2×20.8	1.2	22.3 MAX
BV301D18012*	BV302D18012*	18±10%	18±15%	2×33	2×25	1.2	22.3 MAX
BV301D24012*	BV302D24012*	24±10%	24±15%	2×25	2×33.3	1.2	22.3 MAX

### EI30-10.5 SERIES 1.5 VA

Part Number (Input:115V)	Part Number (Input:230V)	Secondary Voltage (V)		Secondary current (mA)	No-load Voltage (Vmax)	Rated Power (VA)	Dimension H(mm)
BV301S06015	BV302S06015	6±10%		250	9.7	1.5	24.4 MAX
BV301S09015	BV302S09015	9±10%		167	14.5	1.5	24.4 MAX
BV301S12015	BV302S12015	12±10%		125	19.3	1.5	24.4 MAX
BV301S15015	BV302S15015	15±10%		100	24.2	1.5	24.4 MAX
BV301S18015	BV302S18015	18±10%		83	29.8	1.5	24.4 MAX
BV301S24015	BV302S24015	24±10%		63	38.6	1.5	24.4 MAX
BV301D06015	BV302D06015	6±10%	6±15%	2×125	2×9.7	1.5	24.4 MAX
BV301D09015	BV302D09015	9±10%	9±15%	2×83	2×15.3	1.5	24.4 MAX
BV301D12015	BV302D12015	12±10%	12±15%	2×63	2×19.3	1.5	24.4 MAX
BV301D15015	BV302D15015	15±10%	15±15%	2×50	2×24.2	1.5	24.4 MAX
BV301D18015*	BV302D18015*	18±10%	18±15%	2×42	2×29	1.5	24.4 MAX
BV301D24015*	BV302D24015*	24±10%	24±15%	2×31	2×38.6	1.5	24.4 MAX

### EI30-12.5 SERIES 1.7 VA

Part Number (Input:115V)	Part Number (Input:230V)	Secondary Voltage (V)		Secondary current (mA)	No-load Voltage (Vmax)	Rated Power (VA)	Dimension H(mm)
BV301S06017	BV302S06017	6±10%		283	9.8	1.7	24.4 MAX
BV301S09017	BV302S09017	9±10%		189	14.8	1.7	24.4 MAX
BV301S12017	BV302S12017	12±10%		142	19.7	1.7	24.4 MAX
BV301S15017	BV302S15017	15±10%		113	24.6	1.7	24.4 MAX
BV301S18017	BV302S18017	18±10%		94	30.3	1.7	24.4 MAX
BV301S24017	BV302S24017	24±10%		71	39.3	1.7	24.4 MAX
BV301D06017	BV302D06017	6±10%	6±15%	2×142	2×9.8	1.7	24.4 MAX
BV301D09017	BV302D09017	9±10%	9±15%	2×94	2×15.2	1.7	24.4 MAX
BV301D12017	BV302D12017	12±10%	12±15%	2×71	2×19.7	1.7	24.4 MAX
BV301D15017	BV302D15017	15±10%	15±15%	2×57	2×24.6	1.7	24.4 MAX
BV301D18017*	BV302D18017*	18±10%	18±15%	2×47	2×29.5	1.7	24.4 MAX
BV301D24017*	BV302D24017*	24±10%	24±15%	2×35	2×39.3	1.7	24.4 MAX

### EI30-12.5 SERIES 1.8 VA

Part Number (Input:115V)	Part Number (Input:230V)	Secondary Voltage (V)		Secondary current (mA)	No-load Voltage (Vmax)	Rated Power (VA)	Dimension H(mm)
BV301S06018	BV302S06018	6±10%		300	9.8	1.8	24.4 MAX
BV301S09018	BV302S09018	9±10%		200	14.8	1.8	24.4 MAX
BV301S12018	BV302S12018	12±10%		150	19.7	1.8	24.4 MAX
BV301S15018	BV302S15018	15±10%		120	24.6	1.8	24.4 MAX
BV301S18018	BV302S18018	18±10%		100	30.3	1.8	24.4 MAX
BV301S24018	BV302S24018	24±10%		75	39.3	1.8	24.4 MAX
BV301D06018	BV302D06018	6±10%	6±15%	2×150	2×9.8	1.8	24.4 MAX
BV301D09018	BV302D09018	9±10%	9±15%	2×100	2×15.2	1.8	24.4 MAX
BV301D12018	BV302D12018	12±10%	12±15%	2×75	2×19.7	1.8	24.4 MAX
BV301D15018	BV302D15018	15±10%	15±15%	2×60	2×24.6	1.8	24.4 MAX
BV301D18018*	BV302D18018*	18±10%	18±15%	2×50	2×30.3	1.8	24.4 MAX
BV301D24018*	BV302D24018*	24±10%	24±15%	2×37.5	2×39.3	1.8	24.4 MAX

### EI30-15.5 SERIES 2.0 VA

Part Number (Input:115V)	Part Number (Input:230V)	Secondary Voltage (V)		Secondary current (mA)	No-load Voltage (Vmax)	Rated Power (VA)	Dimension H(mm)
BV301S06020	BV302S06020	6±10%		333	10.4	2	27.4 MAX
BV301S09020	BV302S09020	9±10%		222	15.5	2	27.4 MAX
BV301S12020	BV302S12020	12±10%		167	20.7	2	27.4 MAX
BV301S15020	BV302S15020	15±10%		133	25.8	2	27.4 MAX

BV301S18020	BV302S18020	18±10%		111	30.8	2	27.4 MAX
BV301S24020	BV302S24020	24±10%		83	41.4	2	27.4 MAX
BV301D06020	BV302D06020	6±10%	6±15%	2×167	2×10.4	2	27.4 MAX
BV301D09020	BV302D09020	9±10%	9±15%	2×111	2×15.4	2	27.4 MAX
BV301D12020	BV302D12020	12±10%	12±15%	2×83	2×20.7	2	27.4 MAX
BV301D15020	BV302D15020	15±10%	15±15%	2×67	2×25.0	2	27.4 MAX
BV301D18020*	BV302D18020*	18±10%	18±15%	2×56	2×30.8	2	27.4 MAX
BV301D24020*	BV302D24020*	24±10%	24±15%	2×42	2×41.4	2	27.4 MAX

### EI30-18.0 SERIES 2.3 VA

Part Number (Input:115V)	Part Number (Input:230V)	Secondary Voltage (V)		Secondary current (mA)	No-load Voltage (Vmax)	Rated Power (VA)	Dimension H(mm)
BV301S06023	BV302S06023	6±10%		383	10.5	2.3	29.8 MAX
BV301S09023	BV302S09023	9±10%		256	15.7	2.3	29.8 MAX
BV301S12023	BV302S12023	12±10%		192	21	2.3	29.8 MAX
BV301S15023	BV302S15023	15±10%		153	25.9	2.3	29.8 MAX
BV301S18023	BV302S18023	18±10%		128	31.4	2.3	29.8 MAX
BV301S24023	BV302S24023	24±10%		96	41.9	2.3	29.8 MAX
BV301D06023	BV302D06023	6±10%	6±15%	2×192	2×10.5	2.3	29.8 MAX
BV301D09023	BV302D09023	9±10%	9±15%	2×128	2×15.7	2.3	29.8 MAX
BV301D12023	BV302D12023	12±10%	12±15%	2×96	2×21	2.3	29.8 MAX
BV301D15023	BV302D15023	15±10%	15±15%	2×77	2×25.9	2.3	29.8 MAX
BV301D18023*	BV302D18023*	18±10%	18±15%	2×64	2×31.4	2.3	29.8 MAX
BV301D24023*	BV302D24023*	24±10%	24±15%	2×48	2×41.9	2.3	29.8 MAX

### EI30-18.0 SERIES 2.4 VA

Part Number (Input:115V)	Part Number (Input:230V)	Secondary Voltage (V)		Secondary current (mA)	No-load Voltage (Vmax)	Rated Power (VA)	Dimension H(mm)
BV301S06024	BV302S06024	6±10%		400	10.5	2.4	27.4 MAX
BV301S09024	BV302S09024	9±10%		267	15.5	2.4	27.4 MAX
BV301S12024	BV302S12024	12±10%		200	21	2.4	27.4 MAX
BV301S15024	BV302S15024	15±10%		160	25.3	2.4	27.4 MAX
BV301S18024	BV302S18024	18±10%		133	31	2.4	27.4 MAX
BV301S24024	BV302S24024	24±10%		100	42	2.4	27.4 MAX
BV301D06024	BV302D06024	6±10%	6±15%	2×200	2×10.5	2.4	27.4 MAX
BV301D09024	BV302D09024	9±10%	9±15%	2×133	2×15.5	2.4	27.4 MAX
BV301D12024	BV302D12024	12±10%	12±15%	2×100	2×21	2.4	27.4 MAX
BV301D15024	BV302D15024	15±10%	15±15%	2×80	2×25.3	2.4	27.4 MAX
BV301D18024*	BV302D18024*	18±10%	18±15%	2×67	2×21	2.4	27.4 MAX