




Tubular

Part# PRX+	0700	0800	0900	1100	1200	1300	1500	1600	1700	1800	1900
CONTACT FORM	FORM A	FORM B	FORM C	FORM A	FORM B	FORM C	FORM A	FORM A	FORM A	FORM B	FORM C
	SPST-NO	SPST-NC	SPDT	SPST-NO	SPST-NC	SPDT	SPST-NO	SPST-NO	SPST-NO	SPST-NC	SPDT
SWITCHING RATING											
VOLTS DC MAX	100	100	100	30	120	120	30	100	100	100	100
AMPS DC MAX	0.25	0.25	0.25	0.25	0.25	0.25	0.01	0.25	0.25	0.25	0.25
WATTS DC MAX	10.0	3.0	3.0	3.0	3.0	3.0	0.25	3.0	10.0	3.0	3.0
VOLTAGE HOLDOFF (DC) MIN.	200	200	200	200	300	300	200	200	250	200	200
INITIAL RESISTANCE (OHMS)	.25	.25	.25	.25	.25	.25	1.0	.25	.25	.25	.25
OPERATING TEMP RANGE (°C)	-40 +100	-40 +100	-40 +100	+10 +70	+10 +70	+10 +70	-40 +150	-40 +100	-40 +100	-40 +100	-40 +100
D-MUST OPERATE (INCH)	.200	.200	.200	.750	.750	.750	.125	.125	.200	.200	.200
D-MUST RELEASE (INCH)	.600	.600	.600	1.500	1.500	1.500	.400	.400	.550	.550	.550
WIRE COLOR/AWG	WHT/22	RED/24	RED-N. C/24 WHT.-N. O/24 BLK.- COM/24	WHT/22	WHT/22	WHT/22	BLUE/28 YELL/28	ELECTRO- PLATED TIN	WHT/22	RED/22	BLUE-N. C./22 RED-N. O./22 WHT.- COM/22
DIAMETER (INCH)	.313	.313	.445	.455	.455	.455	.095	.250	.245	.245	.245
LENGTH (INCH)	1.500	1.500	1.510	1.505	1.505	1.505	.470	.500	1.000	1.000	1.000
ACTUATOR PART NO.	0100ACT	0100ACT	0100ACT	1000ACT	1000ACT	1000ACT	1005ACT	1006ACT	1007ACT	1007ACT	1007ACT
DIAMETER (INCH)	.313	.313	.445	.455	.455	.455	.100	.250	.245	.245	.245
LENGTH (INCH)	1.500	1.500	1.505	1.505	1.505	1.505	.410	.500	1.000	1.000	1.000
NOTES:											

Part Number **PRX+1800** Contact Form B Switch Configuration SPST Rev. D
Cylindrical Proximity Sensor

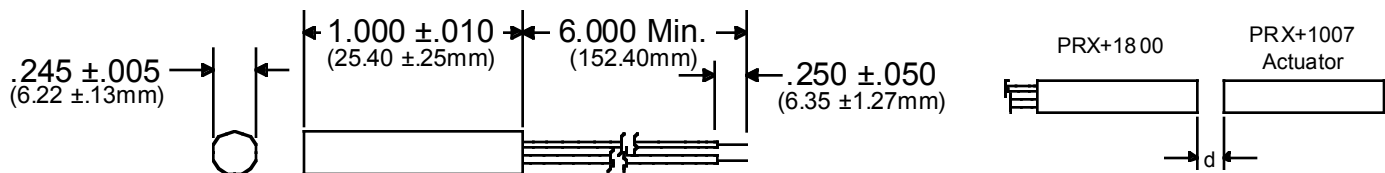
Features	Advantages
<ul style="list-style-type: none"> • Hermetically sealed contacts • Designed for 1/4" diameter hole • Black Valox housing 	<ul style="list-style-type: none"> • Extended operations in extreme environments • Not ESD sensitive • Custom sensitivity and configurations available • Housing material flame rating: UL94

Electrical Specifications

Power		Watts - maximum	3
Voltage	Switching	VDC - maximum	120
	Breakdown	VDC - minimum	300
Current	Switching	Amp - maximum	0.25
	Carry	Amp - maximum	2.6
Resistance	Initial Contact Resistance	Ohm - maximum	0.25
	Insulation Resistance	Ohm - minimum	1 E9
Capacitance	Contact	pF - typical	1.7
Temperature	Operating	°C - maximum	+105
	Storage	°C	-40 to +140

Physical/Operational Specifications

Housing Volume	Excluding Connection	CC - nominal	0.77
External Connection	22 AWG	UL 1007/1569	PVC
Must Operate	Distance (d)	Inches	.200
Must Release	Distance (d)	Inches	.550
Operate Time	Including Bounce	mSeconds - maximum	1.00
Release Time	Including Bounce	mSeconds - maximum	.80


Notes:

- (1) Specifications are not constant across entire magnetic range.
- (2) Customer must exercise care in handling and mounting to prevent damage to internal components and subsequent changes to sensor performance.
- (3) For information about performance, custom configuration (i.e. wire length or color; connectors; operational variation), or packaging contact our Sales department.
- (4) Information contained hereon is for informational purposes only and should not be deemed as accurate for a specific application. Consult factory for specific application information and/or latest revision.