







Industrial/Alarm

Part# PRX+	5100	5200	5300	6100	6200	6300
CONTACT FORM	FORM A	FORM B	FORM C	FORM A	FORM B	FORM C
	SPST-NO	SPST-NC	SPDT	SPST-NO	SPST-NC	SPDT
SWITCHING RATING						
VOLTS DC MAX	30	120	120	30	120	120
AMPS DC MAX	0.25	0.25	0.25	0.25	0.25	0.25
WATTS DC MAX	3.0	3.0	3.0	3.0	3.0	3.0
VOLTAGE HOLDOFF (DC) MIN.	200	400	400	200	300	300
INITIAL RESISTANCE (OHMS)	.25	.25	.25	.25	.25	.25
OPERATING TEMP RANGE (°C)	+10 +70	+10 +70	+10 +70	+10 +70	+10 +70	+10 +70
D-MUST OPERATE (INCH)	1.000	1.000	1.000	1.000	1.000	1.000
D-MUST RELEASE (INCH)	2.500	2.500	2.500	2.500	2.500	2.500
WIRE COLOR/AWG	LUG TERMINAL	LUG TERMINAL	LUG TERMINAL	WHT/22	WHT/22	WHT/22

**ACTUATOR
PART NO.**

5000ACT

5000ACT

5000ACT

6000ACT

6000ACT

6000ACT

NOTES:

Part Number **PRX+6100** Contact Form A Switch Configuration SPST Rev. D
Surface-Mount Sensor for Industrial/Alarm Applications

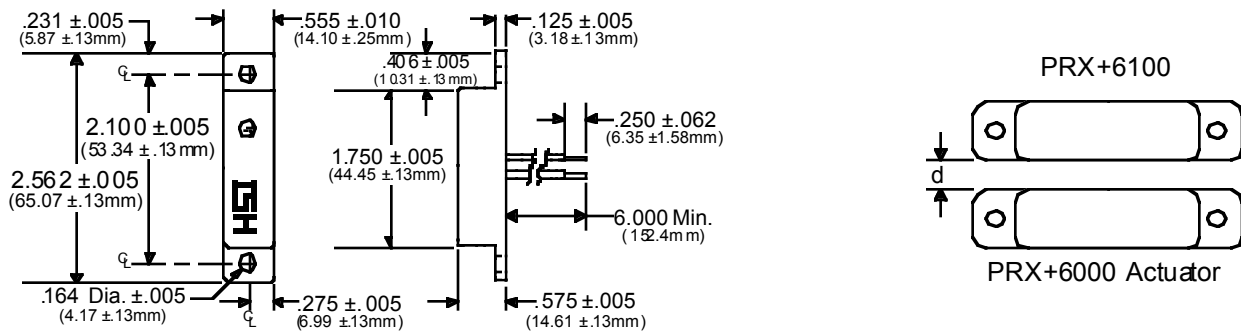
Features	Advantages
<ul style="list-style-type: none"> Hermetically sealed contacts Housing color options eggshell, brown, gray 	<ul style="list-style-type: none"> Extended operations in extreme environments Not ESD sensitive Custom sensitivity and configurations available UL Listed

Electrical Specifications

Power		Watts - maximum	4
Voltage	Switching	VDC - maximum	30
	Breakdown	VDC - minimum	300
Current	Switching	Amp - maximum	0.2
	Carry	Amp - maximum	1.4
Resistance	Initial Contact Resistance	Ohm - maximum	0.25
	Insulation Resistance	Ohm - minimum	1 E10
Capacitance	Contact	pF - typical	0.2
Temperature	Operating	°C - maximum	+10 TO +70
	Storage	°C	+10 TO +70

Physical/Operational Specifications

Housing Volume	Excluding Connection	CC - nominal	9.6
External Connection	22 AWG	UL 1007	PVC
Must Operate	Distance (d)	Inches	1.000
Must Release	Distance (d)	Inches	2.500
Operate Time	Including Bounce	mSeconds - maximum	.50
Release Time	Including Bounce	mSeconds - maximum	.10


Notes:

- (1) Specifications are not constant across entire magnetic range.
- (2) Customer must exercise care in handling and mounting to prevent damage to internal components and subsequent changes to sensor performance.
- (3) For information about performance, custom configuration (i.e. wire length or color; connectors; operational variation), or packaging contact our Sales department.
- (4) Information contained hereon is for informational purposes only and should not be deemed as accurate for a specific application. Consult factory for specific application information and/or latest revision.