

Type 944U Polypropylene Film Capacitors for DC Filtering

Metallized Polypropylene Dielectric



Type 944U is specifically designed for use in medium power DC filtering applications. The low inductance internal construction utilizes low loss metallized polypropylene for high ripple current capability. Male or female terminal options offer design flexibility in a rugged UL 94VO rated flame retardant plastic case and resin fill.

Applications

Inverters: DC Link
DC Output Filter

Specifications



Complies with the EU Directive 2002/95/EC requirement restricting the use of Lead (Pb), Mercury (Hg), Cadmium (Cd), Hexavalent chromium (Cr(VI)), PolyBrominated Biphenyls (PBB) and PolyBrominated Diphenyl Ethers (PBDE).

Capacitance Range:	33 μ F to 220 μ F
Voltage Range:	800 Vdc to 1400 Vdc
Capacitance Tolerance:	\pm 10% standard
Operating Temperature Range:	-40 °C to +85°C
Dielectric Withstand:	150% Rated Vdc 10s - Between Terminals 4000 Vac 60s - Terminals to Case

Ratings

Catalog Part Number	Cap (μ F)	Rated Voltage (Vdc)	H Height (mm)	H Height (in)	Max ESR 10kHz (m Ω)	Typical ESL (nH)	Max Irms 55°C (A)	Thermal Resistance	
								Θ_{cc} (°C/W)	Θ_{ca} (°C/W)
944U101K801AA*	100	800	40	1.67	0.5	20	74	2.8	5.2
944U161K801AB*	160	800	51	2.01	0.8	30	73	3.0	4.5
944U221K801AC*	220	800	64	2.52	1.0	40	72	3.1	4.0
944U660K102AA*	66	1000	40	1.67	0.6	20	70	2.8	5.2
944U101K102AB*	100	1000	51	2.01	0.8	30	68	3.0	4.5
944U141K102AC*	140	1000	64	2.57	1.0	40	65	3.1	4.0
944U470K122AA*	47	1200	40	1.67	0.7	20	67	2.8	5.2
944U700K122AB*	70	1200	51	2.01	1.0	30	65	3.0	4.5
944U101K122AC*	100	1200	64	2.57	1.3	40	64	3.1	4.0
944U330K142AA*	33	1400	40	1.67	0.8	20	64	2.8	5.2
944U520K142AB*	52	1400	51	2.01	1.1	30	60	3.0	4.5
944U700K142AC*	70	1400	64	2.57	1.4	40	59	3.1	4.0

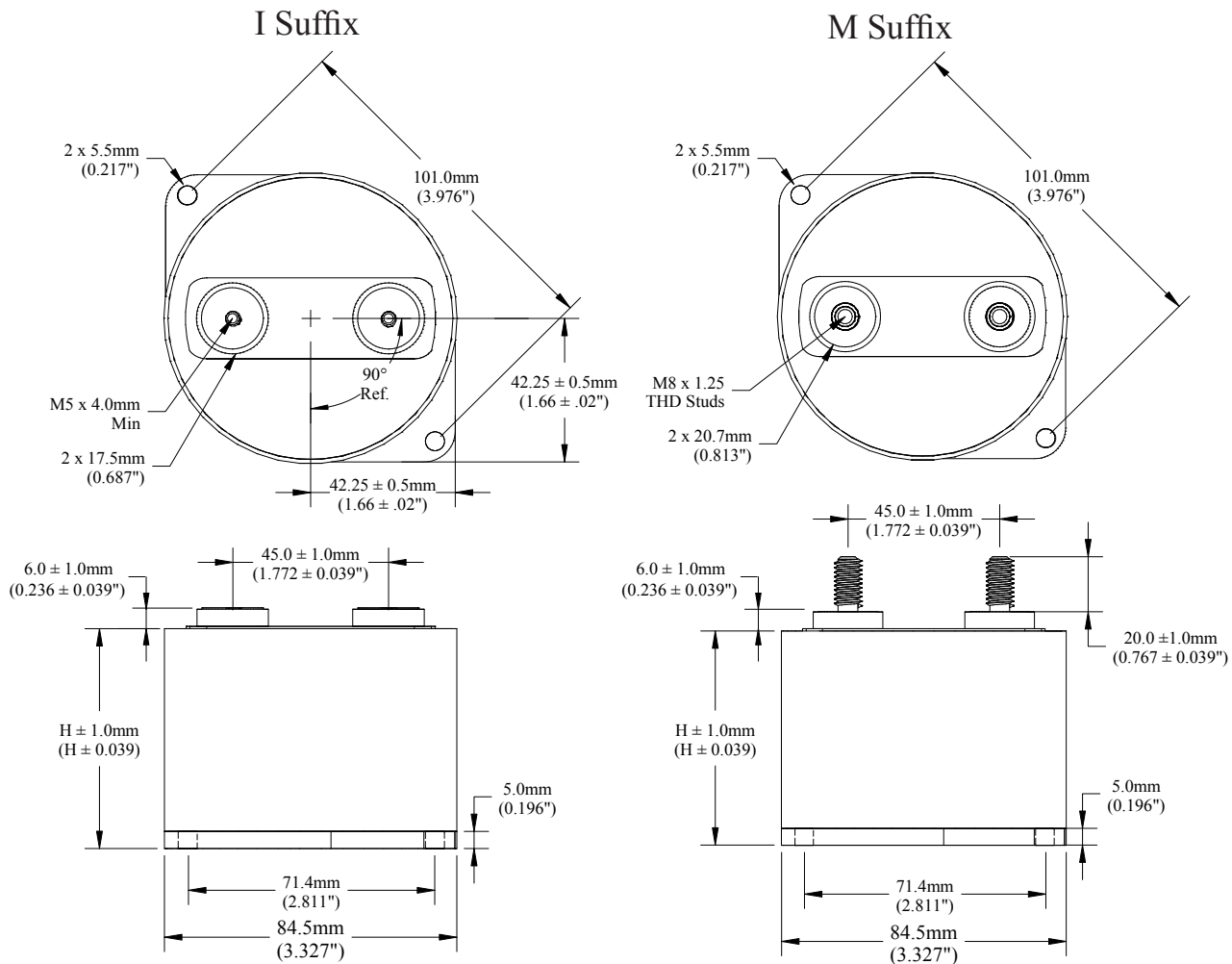
* M = M8 Stud I = M5 Insert

Additional values available upon request.

Type 944U Polypropylene Film Capacitors for DC Filtering

Outline Drawing

Dimensions: Millimeters (Inches)
H dimension in Ratings Table



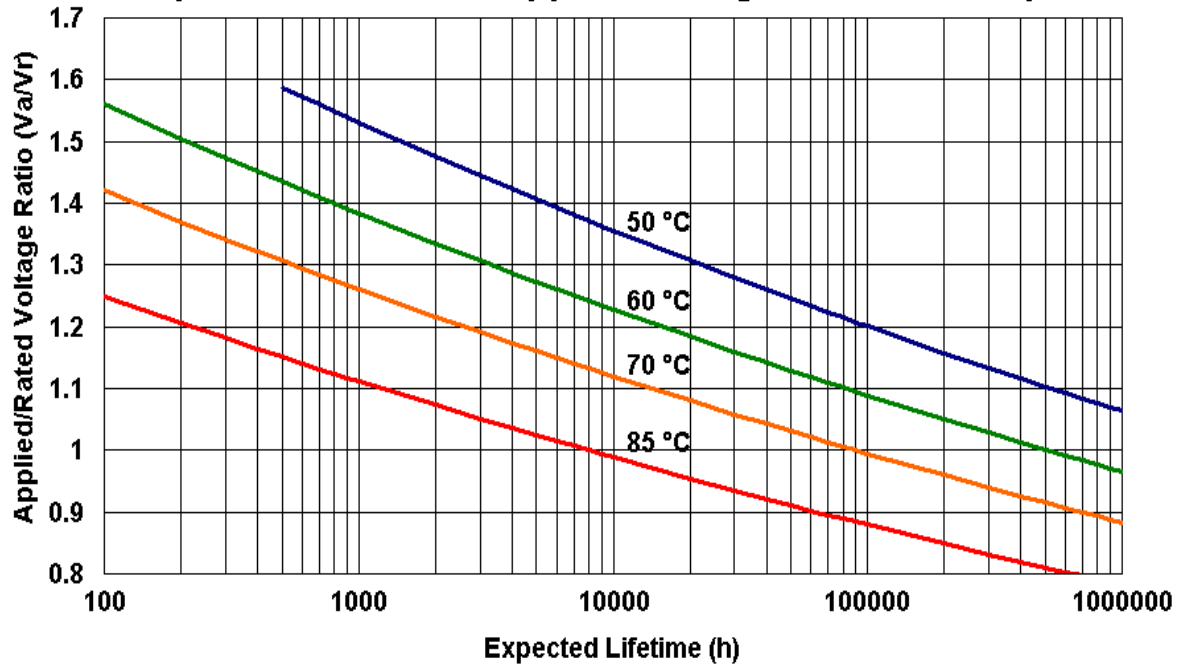
Tolerance ±0.5mm (±0.019"), otherwise specified

Part Numbering System

Type	Capacitance	Tolerance	Voltage	Diameter D (mm)	Height H (mm)	Terminal
944U	101 = 100 µF 700 = 70 µF 470 = 47 µF	K = ±10%	801 = 800 Vdc 102 = 1000 Vdc 122 = 1200 Vdc 142 = 1400 Vdc	A = 84.5	A = 40 B = 51 C = 64	M = M8 Thd Stud I = M5 Thd Insert

Type 944U Polypropylene Film Capacitors for DC Filtering

Expected Lifetime vs Applied Voltage and Core Temp



Expected Lifetime Predictions

To use the Expected Lifetime curves calculate V_a/V_r and core temperature T . Start by estimating:

Applied dc voltage V_a
 Ripple Current I
 Ripple Frequency f
 Ambient Temperature T_a
 Airflow speed v

Units:

$A = m^2$
 $C = \mu F$
 $ESR = m\Omega$
 $f = kHz$
 $I = A$
 $T, T_a \& T_c = ^\circ C$
 $\theta, \theta_{ca} \& \theta_{cc} = ^\circ C/W$
 $v = m/s$
 $V_a \& V_r = V_{dc}$

NOTE: The temperature rise in the 944U is $I^2(ESR)$ times the thermal resistance θ . The ESR is mainly the metal resistance; the metal resistance is the 10 kHz ESR. For operation below 10kHz add the dielectric resistance. It is the dielectric dissipation factor—no more than 0.0002—times the capacitive reactance, i.e., $0.0002/(2\pi fC)$. That's equal to $31.83/(fC)$.

1. Start with the 10 kHz ESR from the Ratings table. If frequency is less than 10 kHz, add $31.83/(fC)$.

2. Compute total thermal resistance θ as the sum of core-to-case thermal resistance θ_{cc} and case-to-ambient thermal resistance θ_{ca} . Both are in the Ratings table but θ_{ca} is for still air and θ_{cc} is for 10 kHz or less. For frequency > 10 kHz multiply θ_{cc} by $[1+(f-10)/100]$, e.g., for 75 kHz multiply θ_{cc} by 1.65. For moving air use the capacitor surface area A and airflow speed v to calculate $\theta_{ca} = 1/[A(5+17.5(v+0.1)^{0.66})]$.

3. Compute V_a/V_r and the core temperature T .
 $T = T_a + I^2(ESR)\theta$

4. Look up estimated lifetime from the Expected Lifetime curves.

5. If you want a longer expected lifetime, choose a capacitor with higher voltage rating or consider using multiple capacitors in parallel to share the ripple current.

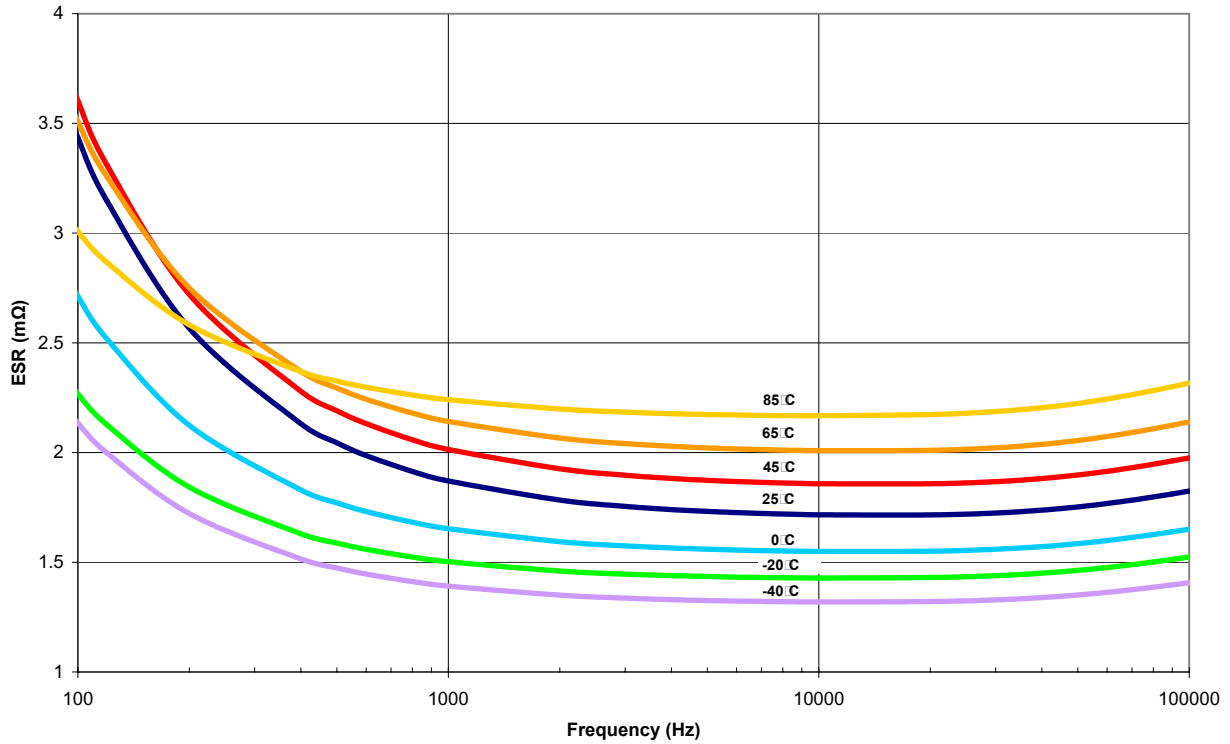
Permissible Voltage Surge Duty for 100,000 Hour
 Life Expectancy at 50 °C Core Temperature

Factor	Duration	Frequency
1.67x	$t \leq 100$ ms	1x/day
1.50x	$t \leq 5$ minutes	1x/day
1.30x	$t \leq 2.5$ hours	1x/day
1.10x	$t \leq 9.6$ hours	1x/day
1.00x	balance (11.9 h)	1x/day

Type 944U Polypropylene Film Capacitors for DC Filtering

Typical Performance Curves

160 μ F 800Vdc ESR vs Frequency and Temperature



160 μ F 800Vdc Rated Ripple Current, Still Air, 5kh Life

