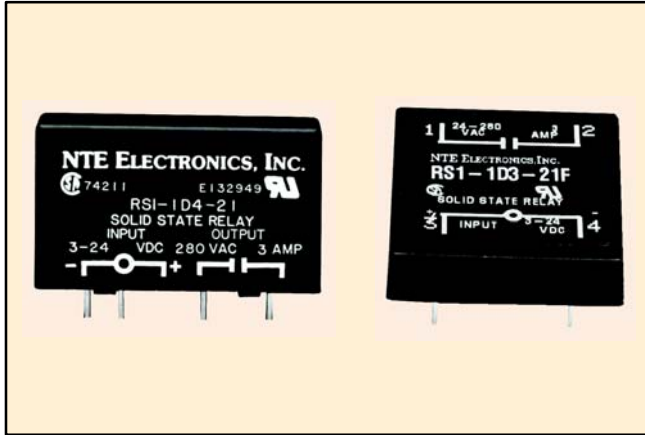


Features

- Thick Film Hybrid Construction
- High Current Thyristor for 100A Surge Capability
- 4KV Optical Isolation
- Available in Upright Package or Flat Pack (F Suffix)



Input Specifications

Control Voltage: 3–24VDC
Min Turn on Voltage: 3.0VDC
Max Input Voltage: 24VDC
Drop Out Voltage: 1.0VDC
Max Input Current: 25mADC
Nom Input Resistance: 1K Ohms

Output Specifications

Max Output Voltage: 280VAC
Max Output Current: 4A @ 20°C Ambient (RS1–1D4–21)
 3A @ 20°C Ambient (RS1–1D3–21F)
Nom Line Voltage: 240Vrms
Min Line Voltage: 24Vrms
Max Line Voltage: 280Vrms
Max Peak Off-State Vltg: 600V peak
Static (Off-State) dv/dt: 200V/μs

Electrical Specifications

Max On-State Current: 3.5A
Min On-State Current: 0.5A
Max 1–Cycle Surge: 100A
On State Voltage Drop: 1.6V peak
Max On-State Leakage: 6.0mArms

Environmental Characteristics

Operating: –30°C to +80°C
Storage: –40°C to +100°C

Operational Characteristics

Response Time: 0.5 Cycle
Capacitance Input to Output: 8pf Max
Line Freq Range: 47 to 63 Hz

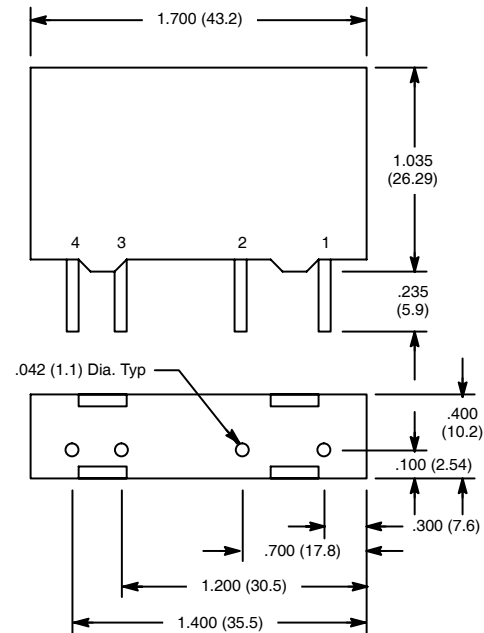
ACCESSORIES		
MOUNTING STYLES	DESCRIPTION	NTE TYPE NO.
DIN RAIL MOUNT	1-POSITION SOCKET	RLY9141
DIN RAIL MOUNT	2-POSITION SOCKET	RLY9142
DIN RAIL MOUNT	4-POSITION SOCKET	RLY9144

RS1 Series

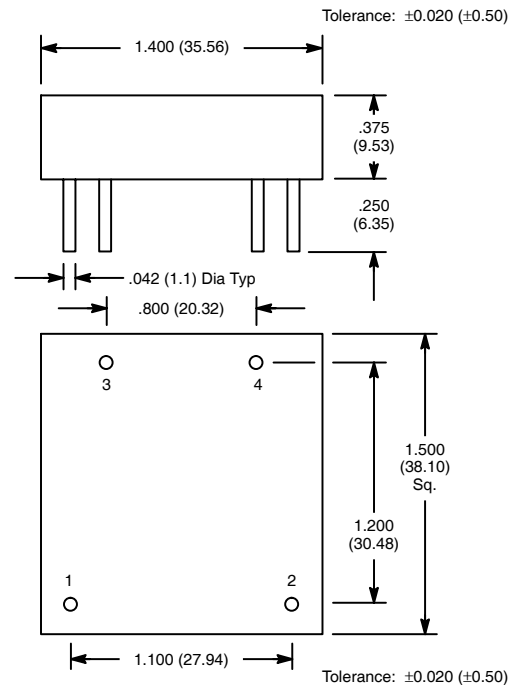


Printed Circuit Board Mountable Solid State Relay, 3 Amp & 4 Amp.

D30



D30a



Equivalent Circuit

