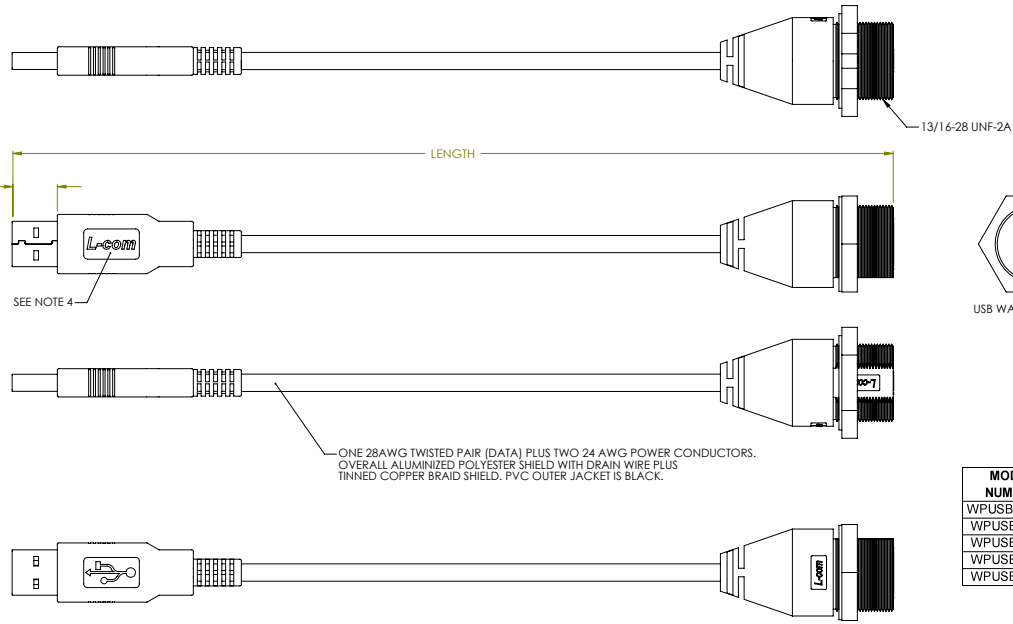
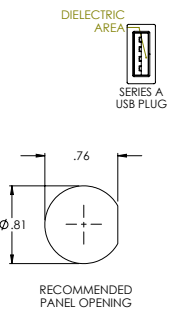


THE INFORMATION CONTAINED IN THIS DRAWING IS THE SOLE PROPERTY OF L-COM, INC. ANY REPRODUCTIONS IN PART OR WHOLE WITHOUT THE WRITTEN PERMISSION OF L-COM, INC. IS PROHIBITED.

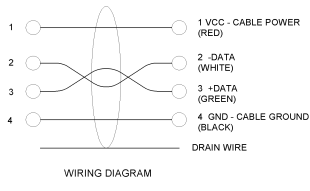
REVISIONS			
REV	DESCRIPTION	DATE	CHANGED BY
D	ECHN #1937 CLASSIFIED USB 2.0 TO DIELECTRIC ORIENTATION	01/27/2003	D.PARKMAN
E	ECHN #1916 ADDED PART AND DIMENSIONS	06/17/2004	D.PARKMAN
F	ECHN3324 CHANGED WATERPROOF PLUG TO WATERPROOF JACK	5/6/08	D. GIBBEN
G	ECHN3378 ADDED 1.63 METER PART	06/11/08	D. PARKMAN



MODEL NUMBER	LENGTH (METER)
WPUSBAX-05M	0.5
WPUSBAX-1M	1.0
WPUSBAX-2M	2.0
WPUSBAX-3M	3.0
WPUSBAX-5M	5.0



ONE 28AWG TWISTED PAIR (DATA) PLUS TWO 24 AWG POWER CONDUCTORS. OVERALL ALUMINIZED POLYESTER SHIELD WITH DRAIN WIRE PLUS TINNED COPPER BRAID SHIELD. PVC OUTER JACKET IS BLACK.



- SPECIFICATIONS:
1. THESE CABLE ASSEMBLIES ARE CONSTRUCTED TO MEET THE REQUIREMENTS OF THE UNIVERSAL SERIES BUS SPECIFICATION USB 2.0.
 2. CONNECTOR CONTACTS HAVE 30 MICROINCHES GOLD PLATING OVER NICKEL PLATING.
 3. THE CABLE SHIELD DRAIN WIRE IS CONNECTED TO THE METAL SHELL OF EACH PLUG.
 4. THE "L-COM" LOGO IS EMBOSSED IN A RECESSED POCKET. THE RAISED LOGO SHOULD NOT PROJECT BEYOND THE OVERMOLD SURFACE.
 5. CABLE ASSEMBLY SHALL BE TESTED FOR CONTINUITY
 6. INDIVIDUALLY PACKAGE IN A POLYBAG

APPROVALS	DATE
DRAWN BY: C. MICHEWICZ	07/29/2003
CHECKED BY: D. PARKMAN	07/29/2003
INSPECTED BY: E. CARBICK	07/29/2003

UNLESS OTHERWISE SPECIFIED, DIMENSIONS ARE IN INCHES (mm)

OVERALL CABLE LENGTH TOLERANCE:
 ± 0.005 (0.127) ± 0.005 (0.127) / 0
 ± 0.001 (0.025) ± 0.001 (0.025) / 0
 ± 0.001 (0.025) ± 0.001 (0.025) / 0
 ± 0.001 (0.025) ± 0.001 (0.025) / 0

ALL OTHER DIMENSIONAL TOLERANCES:
 ± 0.005 (0.127) / 0
 ± 0.001 (0.025) / 0

PROJECTION:

L-com 45 BEECHWOOD DRIVE
NORTH ANDOVER, MA
01845

CATEGORY: USB

PRODUCT DESCRIPTION: USB WATERPROOF SERIES "A" BULKHEAD TO SERIES "A" PLUG

REV: G

SCALE: 1:1 CAD FILE: WPUSBAX.SLDRAW

SHEET 1 OF 1