


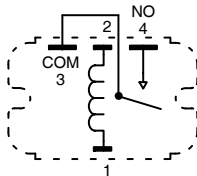
Features

- Miniature Relay Ideal for Switching Motor Load Lamp Load, Heater, etc.
- Creepage Distance of more than .08"
- Upper Mounting Bracket Type for Easy Wiring and Mounting
- .187" (4.75mm) Quick Connect Coil Terminals
- .250" (6.35mm) Quick Connect Terminals for Load

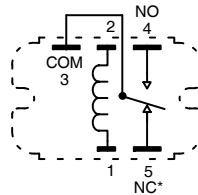


SPST-NO, 1 Form "A"

SPDT, 1 Form "C"



* Pin5 (NC) is missing on all SPST-NO devices.



NOTE: Pin1, Pin2, and Pin3 are located on the bottom of the P-suffix devices **ONLY** and are PC Mount terminals.

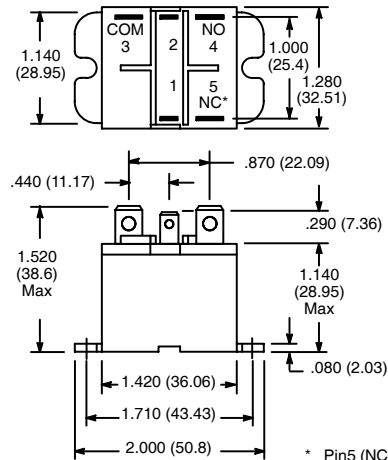
AC OPERATED						
NTE TYPE No.	Nom. Voltage	Contact Arr.	Coil Res. Ohms (Typ)	Approx. Nom. Power	Max. Contact Cur. @ 24VDC or 220VAC	Diag No.
R47-1A15-24	24VAC	SPST-NO	-	1.3VA	15A	D43b
R47-1A15-120	120VAC	SPST-NO	-	1.3VA	15A	D43b
R47-5A15-24	24VAC	SPDT	-	1.3VA	15A	D43b
R47-5A15-120	120VAC	SPDT	-	1.3VA	15A	D43b

R47 Series



General Purpose, 15 Amp, AC SPST-NO & SPDT Relay for HVAC, Appliance Controls, and Copiers.

D43



* Pin5 (NC) is missing on all SPST-NO devices.

Electrical Specifications

Contact

Rating: 15 Amp @ 28VDC (resistive load)
15 Amp @ 120VAC (inductive load)
10 Amp @ 240VAC (inductive load)
1HP @ 120VAC

Material: AgCdO
Resistance: 30mΩ (max.)

Coil

Coil Voltages: See Chart
Pick-up Voltages: 80% of nominal Coil Vltg.
Drop-out Voltages: 30% of rated voltage (min.)
Resistance: See Chart

Operational Characteristics

Timing Values: **Operate Time:** 20 mS (max.)

Insulation Characteristics

Dielectric Strength: 2000VAC, 50/60Hz for 1 minute
(1000VAC between non-continuous contacts)
Insulation Resistance: 100MΩ min. (at 500VDC)

Environmental Characteristics

Operating: -10°C to +55°C

Life

Mechanical: 10,000,000 operations min

Weight

Std: 1.55 oz (44 grams) approx