
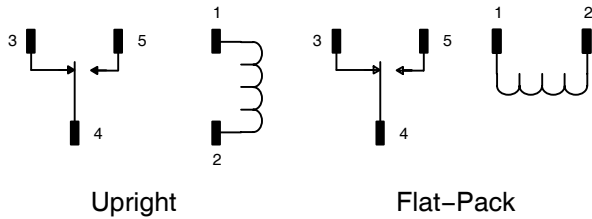


Features

- Epoxy Sealed for Wave Soldering & Cleaning
- Upright (V Suffix) or Flat-Pack (FP Suffix) Types
- High Dielectric – 4000 VRMS between Control and Switching Circuits
- Cut-Off Nib after PCB Washing
- 94 V-0 Enclosure



SPDT, 1 Form "C"



DC OPERATED						
NTE Type No.	Nom. Voltage	Contact Arr.	Coil Res. Ohms (Typ)	Nom. Power	Max. Contact Cur. @ 28VDC or 120VAC	Diag No.
R24-5D10-6V	6VDC	SPDT	58	600mW	10A	D15a
R24-5D10-6FP	5/6VDC	SPDT	80	600mW	8A	D15b
R24-5D10-12V	12VDC	SPDT	215	600mW	10A	D15a
R24-5D10-12FP	12VDC	SPDT	330	600mW	8A	D15b
R24-5D10-24V	24VDC	SPDT	740	600mW	10A	D15a
R24-5D10-24FP	24VDC	SPDT	1200	600mW	8A	D15b

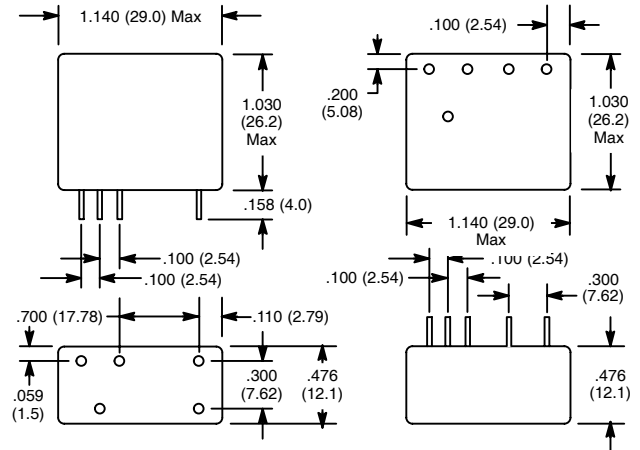
R24 Series



8 Amp & 10 Amp, SPDT Epoxy Sealed Power Relay.

D15a

D15b



Cut-off nib after PCB washing to extend contact life and lower operating temperature.

Electrical Specifications

Contact

Rating Resistive Load:

10 Amp @ 380 VAC max switching (Upright)

8 Amp @ 250 VAC max switching (Flat-Pack)

Contact Material: Silver Cadmium Oxide (Upright)

Silver, Gold Flashed (Flat-Pack)

Contact Resistance: .03 Ohms Max. initial (Upright)

.05 Ohms Max. initial (Flat-Pack)

Coil

Coil Voltages: See Chart

Pick-up Voltage: 80% of nom voltage or less @ 25°C

Drop-out Voltage: 10% of actual pull-in (min)

Resistance: See chart

Min Sensitivity: 400 mW

Nominal Power: 600 mW

Operational Characteristics

Timing Values Operate Time: Approx 6 mS (Upright)

Approx 15 mS (Flat-Pack)

Release Time: Approx 2 mS (Upright)

Approx 10 mS (Flat-Pack)

Max Switching Rate: 5 operations per second

Insulation Characteristics

Dielectric Strength

Contact To Coil: 4000 VRMS

Across Open Contacts: 1000 VRMS

Resistance:

Contact to Coil/Frame: 1000 megohms min.

Across Open Contacts: 500 Megohms min.

Coil To Frame: 1000 megohms Min.

Environmental Characteristics

Operating: -55°C to +70°C

Mechanical Life: 5 x 10⁶ operations min

Weight

Std: 15 gram approx.