
MULTI-FUNCTION MODULES



Primary Power Components Division

[AC Receptacles Cross Reference](#)


[International Connector Specification Listin](#)

**RoHS
Compliant**

Single Fuseholder Modules IEC320 - C14

Max Rating:

UL 6A/115VAC⁽¹⁾, 10A/250VAC⁽²⁾, 15A/250VAC⁽³⁾
 CSA 4A/250VAC⁽⁴⁾, 5A/250VAC⁽⁵⁾, 6A/250VAC⁽⁶⁾, 10A/250VAC⁽⁷⁾
 VDE 10A/250VAC⁽⁸⁾



Multi-Function Modules. Both snap-in and screw mount incorporates an IEC male power inlet, fuseholder and optional voltage selector and power switch.

Part Number		Description	Housing Type	Terminals	Fuseholder Type	Power Switch	Voltage Selector	Fig.
761-18/003 ⁽¹⁾⁽⁶⁾⁽⁸⁾		Snap-In Mount	Plastic	Solder Tab	5 x 20	SPST	--	A**
761-18/004 ⁽¹⁾⁽⁴⁾⁽⁸⁾		Snap-In Mount	Plastic	Solder Tab	5 x 20	DPST	--	A**
762-18/002 ⁽¹⁾⁽⁶⁾⁽⁸⁾		Snap-In Mount	Metal	.250 Q.D.	5 x 20	SPST	--	B**
762-18/003 ⁽¹⁾⁽⁴⁾⁽⁸⁾		Snap-In Mount	Metal	.250 Q.D.	5 x 20	DPST	--	B**
762-18/004 ⁽¹⁾⁽⁵⁾⁽⁸⁾		Snap-In Mount	Metal	.250 Q.D.	5 x 20	SPST	Rear	C**
762-18/005 ⁽¹⁾⁽⁴⁾⁽⁸⁾		Snap-In Mount	Metal	.250 Q.D.	5 x 20	DPST	Rear	C**

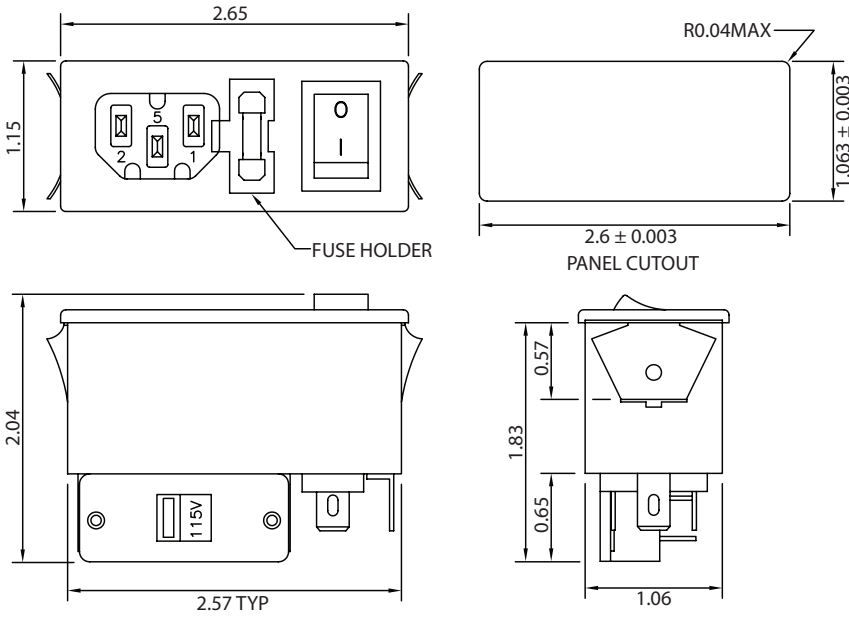
* UL & CSA Only Panel Thickness: 1.0 - 1.6 mm.

**Panel Thickness 1.0 - 1.8 mm.

THESE DRAWINGS ARE THE PROPERTY OF QUALTEK ELECTRONICS AND NOT TO BE REPRODUCED FOR OR COMMUNICATED TO A THIRD PARTY WITHOUT THE EXPRESS WRITTEN PERMISSION OF AN OFFICER OF QUALTEK ELECTRONICS.

REVISION		
REV.	DESCRIPTION	APPROVED
B	RoHS Compliancy	DP
C	Updated Specifications	DP
D	Graphics and Notes Update	DP

MECHANICAL DIMENSIONS:

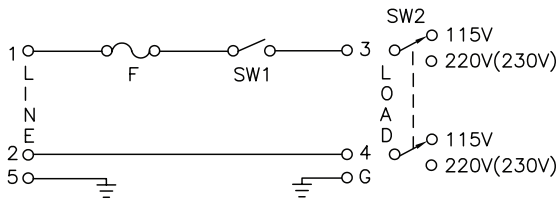


ELECTRICAL CHARACTERISTICS:

- 1-1. VOLTAGE RATING.....115/250VAC
- 1-2. CURRENT RATING
 - A. @ 115 VAC/250 VAC (UL,CSA).....6A RMS MAX
 - B. @ 250 VAC (SEMKO)6A RMS MAX
- 1-3. SPST POWER SWITCH
 - A. AT 250V AC (VDE).....6A RMS MAX
- 1-4. OPERATING FREQUENCY 48-440Hz
- 1-5. HIPOT RATING (FOR ONE MINUTE)
 - A. LINE TO GROUND2000VAC
 - B. LINE TO LINE2000VAC
- 1-6. MINIMUM INSERTION RESISTANCE (FOR ONE MINUTE AT 500VDC)
 - A. LINE & NEUTRAL TO GROUND.....10M OHM
 - B. LINE TO NEUTRAL10M OHM
- 1-7. SINGLE 5X20mm FUSEHOLDER
- 1-8. .250 FASTON TERMINALS
- 1-9. FLAMMABILITY CLASS UL94V-0
- 1-10. METAL CASE
- 1-11. SNAP-IN MOUNT FOR PANEL THICKNESS 1.0-1.8mm (.04"-0.07")
- 1-12. APPROVALS: UL, CSA, SEMKO
- 1-13. RoHS COMPLIANT

CONTROLLED

ELECTRICAL SCHEMATIC:



Dim range (mm)	Tolerance +/- (mm)	Qualtek Electronics Corp. PPC DIVISION		
0-1	0.15	Part Number:	762-18/004	
1-6	0.20	Description: MULTI-FUNCTION MODULE		
6-18	0.30	UNIT: in		
18-50	0.50			
50-120	0.70	Drawn / Date		
120-250	0.90	B.Zhang		
250-500	1.20			