

Ordering Information

Controllers with Terminal Blocks

Size	Case color	Power supply voltage	Input type	Auxiliary outputs	Control output 1	Model		
1/16 DIN 48 × 48 × 78 (W × H × D)	Black	100 to 240 VAC	Thermocouple or Resistance thermometer	None	Relay output	E5CN-RMT-500		
					Voltage output (for driving SSR)	E5CN-QMT-500		
					Current output	E5CN-CMT-500		
				2	Relay output	E5CN-R2MT-500		
					Voltage output (for driving SSR)	E5CN-Q2MT-500		
					Current output	E5CN-C2MT-500		
		24 VAC/VDC	Thermocouple or Resistance thermometer	None	Relay output	E5CN-RMTD-500		
					Voltage output (for driving SSR)	E5CN-QMTD-500		
					Current output	E5CN-CMTD-500		
				2	Relay output	E5CN-R2MTD-500		
					Voltage output (for driving SSR)	E5CN-Q2MTD-500		
					Current output	E5CN-C2MTD-500		
	Silver	100 to 240 VAC	Analog (current/voltage)	None	Relay output	E5CN-RML-500		
					Voltage output (for driving SSR)	E5CN-QML-500		
					Current output	E5CN-CML-500		
				2	Relay output	E5CN-R2ML-500		
					Voltage output (for driving SSR)	E5CN-Q2ML-500		
					Current output	E5CN-C2ML-500		
		24 VAC/VDC	Analog (current/voltage)	2	Relay output	E5CN-R2MLD-500		
					Voltage output (for driving SSR)	E5CN-Q2MLD-500		
					Current output	E5CN-C2MLD-500		
				100 to 240 VAC	Thermocouple or Resistance thermometer	None	Relay output	E5CN-RMT-W-500
							Voltage output (for driving SSR)	E5CN-QMT-W-500
							Current output	E5CN-CMT-W-500
2	Relay output	E5CN-R2MT-W-500						
	Voltage output (for driving SSR)	E5CN-Q2MT-W-500						
	Current output	E5CN-C2MT-W-500						
24 VAC/VDC	Thermocouple or Resistance thermometer	2	Relay output	E5CN-R2MTD-W-500				
			Voltage output (for driving SSR)	E5CN-Q2MTD-W-500				
			Current output	E5CN-C2MTD-W-500				

E5CN
E5CN-U (48 x 48 mm)

E5AN (96 x 96 mm)
E5EN (48 x 96 mm)

E5CN-H (48 x 48 mm)

E5AN-H (96 x 96 mm)
E5EN-H (48 x 96 mm)

Option Units

One of the following Option Units can be mounted to provide the E5CN with additional functions.

Functions					Model
Communications RS-485	3-phase heater burnout/SSR failure/Heater overcurrent detection				E53-CNHH03N2
	Heater burnout/SSR failure/Heater overcurrent detection	Event inputs			E53-CNHBN2
Communications RS-485			Control output 2 (Voltage for driving SSR)		E53-CNQ03N2
		Event inputs		External power supply for ES1B	E53-CNPBN2
	Heater burnout/SSR failure/Heater overcurrent detection			External power supply for ES1B	E53-CNPHN2
Communications RS-485				External power supply for ES1B	E53-CNP03N2
Communications RS-485	Heater burnout/SSR failure/Heater overcurrent detection				E53-CNHH03N2
Communications RS-485					E53-CN03N2
		Event inputs			E53-CNBN2
	Heater burnout/SSR failure/Heater overcurrent detection		Control output 2 (Voltage for driving SSR)		E53-CNQHN2
	3-phase heater burnout/SSR failure/Heater overcurrent detection		Control output 2 (Voltage for driving SSR)		E53-CNQHNN2
		Event inputs	Control output 2 (Voltage for driving SSR)		E53-CNQBN2

Note: Option Units cannot be used for plug-in models. These Option Units are applicable only to models released after January 2008.

Operation

Safety Precautions

External Connections

- A voltage output (control output, for driving SSR) is not electrically insulated from the internal circuits. When using a grounding thermocouple, do not connect any of the control output terminals to ground. (If the control output terminals are connected to ground, errors will occur in the measured temperature values as a result of leakage current.)
- Consult with your OMRON representative before using the external power supply for the ES1B for any other purpose.

E5CN

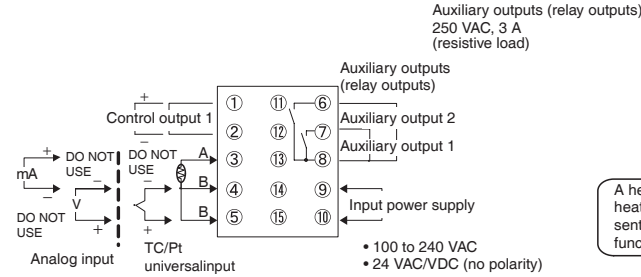
Controllers

Control output 1

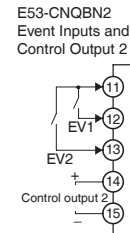
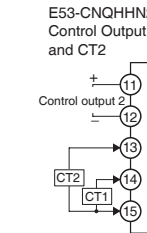
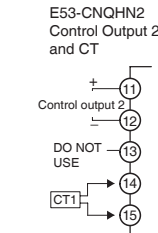
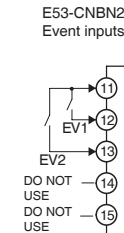
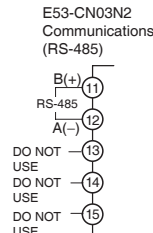
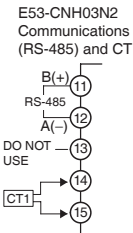
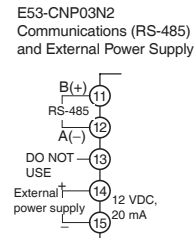
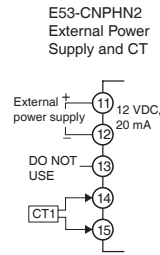
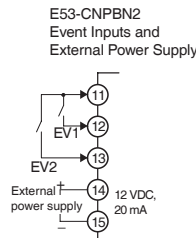
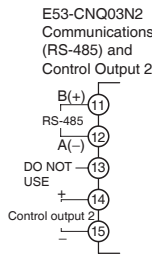
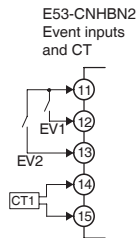
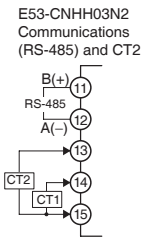
- Long-life relay output
- 250 VAC, 3 A (resistive load)
- Relay output
- 250 VAC, 3 A (resistive load)
- Voltage output (for driving SSR)
- 12 VDC, 21 mA
- Current output
- 0 to 20 mA DC
- 4 to 20 mA DC
- Load: 600 Ω max.

Control output 2

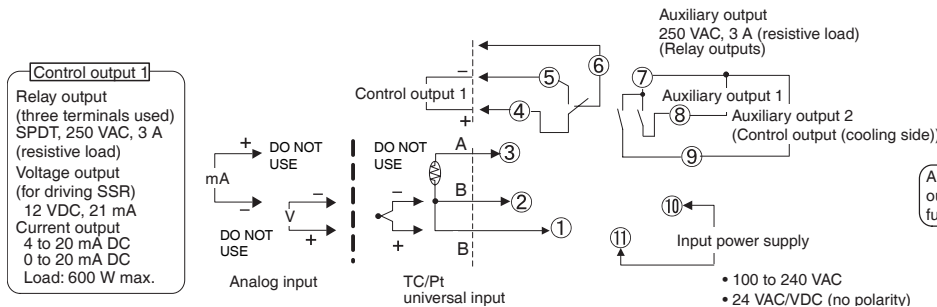
- Voltage output (for driving SSR)
- 12 VDC, 21 mA



Option Units



E5CN-U



Note: For the Wiring Socket, purchase the P2CF-11 or PG3A-11 separately.

E5CN
E5CN-U (48 x 48 mm)

E5AN (96 x 96 mm)
E5EN (48 x 96 mm)

E5CN-H (48 x 48 mm)

E5AN-H (96 x 96 mm)
E5EN-H (48 x 96 mm)

Operation

Safety Precautions