



Electrical Test Equipment

D-CK 920 Series Digital Meters



Model Numbers D-CK920VADC and D-CK920VAFAC. Surface and Window Mounting capabilities, Common Mode : Differential Input Isolated. Supply can be used as common mode in DC, this is a huge safety feature in that the meter will work at 300V above ground.

Features & Benefits

- **Features**
Supply can be used as common mode in DC, this is a huge safety feature in that the meter will work at 300V above ground.

D-CK 920 Series



Multi-Function 2-1/2" Digital Meters

NEW



D-CK920VADC



D-CK920VAFAC

ELECTRICAL SPECIFICATIONS:

Display: 0.38" LED High Intensity

ACCURACY: AC Volts TRMS Sensing:

AC Volts: 1% of reading ± 1 count between 45 Hz and 65 Hz

Resolution: 1.0 Volts

Range: 0-285 VAC RMS

AC Current TRMS Sensing: 2% of reading ± 1 count

Resolution: 0.1 Amp to 99.9 Amperes;

1 Amp from 100 to 999

Range: 999 Amperes RMS using CT's with a maximum secondary of 100ma.

Frequency: 0.5% from 45-65 Hz ± 1 count

Crest Factor Ratio: 3:1

DC ACCURACY:

DC Volts: 0.1% of reading ± 1 count

Resolution: 0.1 Volts to 99.9 VDC; 1.0 Volts from 100 to 999*

*(Maximum DC Voltage Input is 100 VDC. Use of a divider can extend the range)

DC Amperes: 1% of reading ± 1 count

Resolution: 0.1 Amp to 99.9 Amperes;

1 Amp from 100 to 200

Range: 200 Amperes (requires external shunt)

It is noted that the overall accuracy of this measurement is predicated on the accuracy of the shunt being used and the length of the connecting leads between the shunt and the D-CK 920

GENERAL SPECIFICATION:

Common Mode Rejection: 86dB Typical

Common Mode Range: ± 2 Volts

Overvoltage Protection: 1.5 times max input for 1 minute

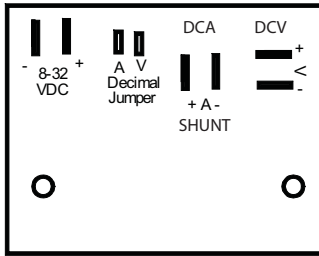
Operating Temperature: -20°C to $+60^{\circ}\text{C}$

Storage Temperature: -40° to $+85^{\circ}\text{C}$

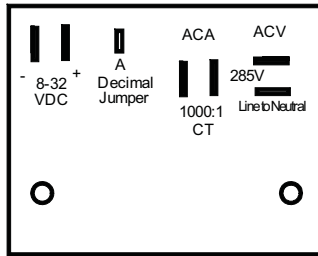
Relative Humidity non-condensing: 0-95%

Drift in the least significant Digit may occur due to thermal changes in shunt or the operating environment.

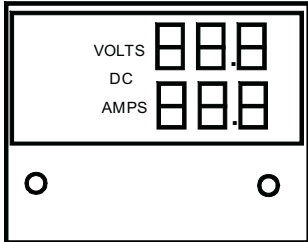




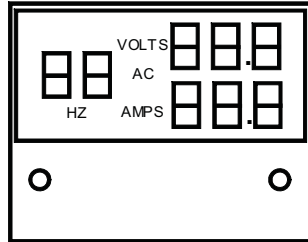
Rear View DC Meter
D-CK920VADC




Rear View AC Meter
D-CK920VAFAC



Front View DC Meter
D-CK920VADC



Front View AC Meter
D-CK920VAFAC



Meter mounted from rear.
Studs protrude through meter.

SURFACE MOUNTING

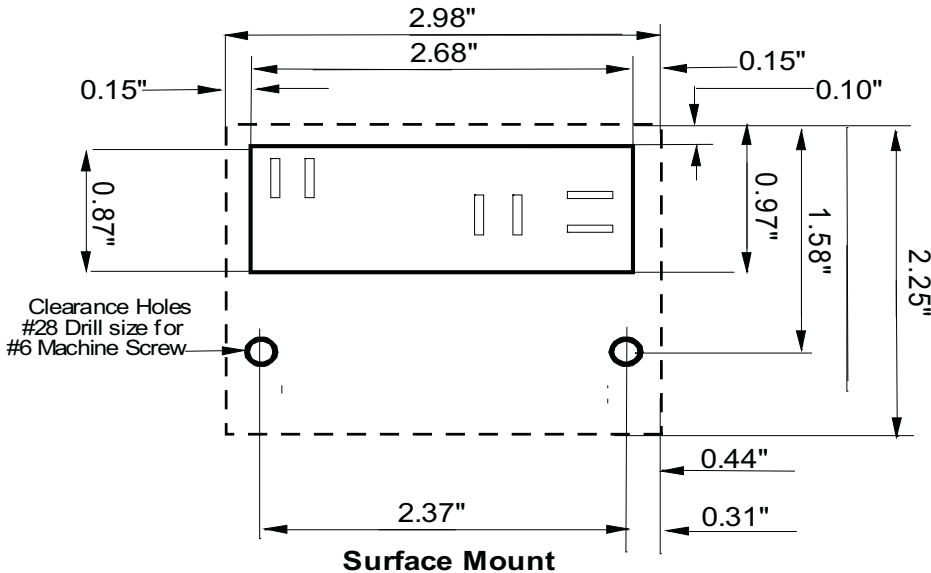


FIGURE "A"

Surface mounting instructions:

The D-CK920 Meter is made to mount on the surface of a panel or as a Window Mounted unit. The choice of mounting is that of the user. To mount the D-CK920 on the surface of a panel begin by cutting a hole in the panel as shown in Figure "A". The dimensions shown in Figure "A" provide a barrier between the edge of the D-CK920 meter Case and the recommended cutout. The dimension of 0.152" on each side of the meter case allows for adequate clearance between the terminals and the panel. It is important to maintain the top clearance of 0.100 +0/-0.001"

WINDOW MOUNTING




FIGURE "B"

Window Mounting Instructions:

The D-CK920 AC and DC Digital meters will fit the standard 2 1/2" Analog Window opening found in existing panels today. Mounting the D-CK920 into a panel as a Window mount can be accomplished by cutting an opening in the panel as shown in Figure "B" to allow the window portion of the D-CK920 to fit flush with the panel. If you are replacing a Window Mount 2 1/2" Analog Panel meter with the D-CK920 the window opening should be the same dimension and allow for easy installation.

