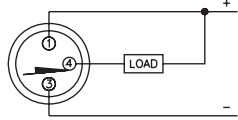
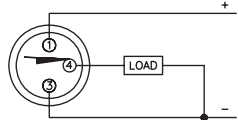
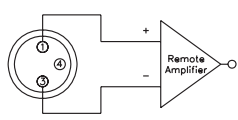
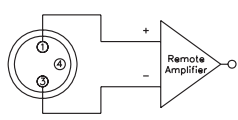


Inductive Sensors



Housing Style	Part Number	ID Number	Features	Sensing Range (mm)	Output
8 mm - Embeddable, Miniature Threaded, picofast® Quick Disconnect 	Bi 1.5-EG08K-AN6X-V1131	S4672540	Short Barrel	1.5	3-Wire DC NPN
	Bi 2-EG08K-AN6X-V1131	S4669550	Short Barrel	2	
	Bi 1.5-EG08K-AP6X-V1131	S4672440	Short Barrel	1.5	3-Wire DC PNP
	Bi 2-EG08K-AP6X-V1131	S4669450	Short Barrel	2	
	Bi 2-EG08K-AP6X-V1131/S957*	S4669452		2	
Bi 1.5-EG08K-Y1-V1131	S1003630	Short Barrel	1.5	2-Wire DC NAMUR	
8 mm - Embeddable, Miniature Threaded, picofast Quick Disconnect 	Bi 1.5-EG08-AN6X-V1131	S4602350		1.5	3-Wire DC NPN
	Bi 1.5U-EG08-AN6X-V1131	S4600530	Uprox	1.5	
	Bi 2-EG08-AN6X-V1131	S4602150	Ext. Range	2	
	Bi 2U-EG08-AN6X-V1131	S4602036	Uprox	2	
	Bi 1.5-EG08-AP6X-V1131	S4602220		1.5	3-Wire DC PNP
	Bi 1.5U-EG08-AP6X-V1131	S4600520	Uprox	1.5	
	Bi 2-EG08-AP6X-V1131	S4602050	Ext. Range	2	
	Bi 2-EG08-AP6X-V1131/S1589	S4602050-1	weldguard®	2	
Bi 2U-EG08-AP6X-V1131	S4602033		2		
Bi 1.5-EG08-Y1-V1131	S1003530			1.5	2-Wire DC NAMUR
8 mm - Embeddable, Miniature Threaded, picofast Quick Disconnect 	Bi 2-G08K-AP6X-V1131	S4672803	Ext. Range	2	3-Wire DC PNP
8 mm - Embeddable, Miniature Threaded, picofast Quick Disconnect 	Bi 2-G08-AP6X-V1131	S4602002			3-Wire DC PNP

* Full flush mounting in steel without reducing 2 mm sensing range.

Voltage	Switching Freq. (Hz)	Operating Current (mA)	Operating Temp. (°C)	Protection	Housing	Face	Power LED	Output LED	Mating Cordset	Wiring Diagram #	Wiring Diagrams
10-30 VDC	3000	≤150	-25 to +70	IP 67	SS	PA 12	N/A	YE	PKG 3Z-*	1	Diagram 1 
	3000	≤150	-25 to +70	IP 67	SS	PA 12	N/A	YE	PKG 3Z-*	1	
10-30 VDC	3000	≤150	-25 to +70	IP 67	SS	PA 12	N/A	YE	PKG 3Z-*	2	Diagram 2 
	3000	≤150	-25 to +70	IP 67	SS	PA 12	N/A	YE	PKG 3Z-*	2	
	3000	≤150	-25 to +70	IP 67	SS	PA 12	N/A	YE	PKG 3Z-*	2	
5-30 VDC	5000	Remote	-25 to +70	IP 67	SS	PA 12	N/A	N/A	PKG 3Z-*	3	Diagram 3 
10-30 VDC	3000	≤150	-25 to +70	IP 67	SS	PA 12	N/A	YE	PKG 3Z-*	1	
	2000	≤150	-30 to +85	IP 68	SS	PA 12	N/A	YE	PKG 3Z-*	1	
	3000	≤150	-25 to +70	IP 67	SS	PA 12	N/A	YE	PKG 3Z-*	1	
	1000	≤150	-30 to +85	IP 68	SS	PA 12	N/A	YE	PKG 3Z-*	1	
10-30 VDC	3000	≤150	-25 to +70	IP 67	SS	PA 12	N/A	YE	PKG 3Z-*	2	
	2000	≤150	-30 to +85	IP 68	SS	PA 12	N/A	YE	PKG 3Z-*	2	
	3000	≤150	-25 to +70	IP 67	SS	PA 12	N/A	YE	PKG 3Z-*	2	
	3000	≤150	-25 to +70	IP 67	SS	WG	N/A	YE	PKG 3Z-*	2	
	1000	≤150	-30 to +85	IP 68	SS	PA 12	N/A	YE	PKG 3Z-*	2	
5-30 VDC	5000	Remote	-25 to +70	IP 67	SS	PA 12	N/A	N/A	PKG 3Z-*	3	
10-30 VDC	3000	≤150	-25 to +70	IP 67	SS	PBT	N/A	YE	PKG 3Z-*	2	
10-30 VDC	3000	≤150	-25 to +70	IP 67	SS		N/A	YE	PKG 3Z-*	2	

* Length in meters.

3-Wire DC

Ripple.	≤10%
Differential Travel (Hysteresis).	3-15% (5% typical)
Voltage Drop Across Conducting Sensor.	≤1.8 V
	- Si...K08/K10(AP71, AN7) ≤0.7 V
	- Bi/Ni../S34 ≤1.8 V
	- Bi 2-Q8SE-AP/AN.. . . . ≤2.5 V
Trigger Current for Overload Protection	≥220 mA on 200 mA Load Current
	≥170 mA on 150 mA Load Current
	≥120 mA on 100 mA Load Current
Off-State (Leakage) Current	<100 µA
No-Load Current	<10 mA (Uprox ≤15 mA)
Time Delay Before Availability	≤8 ms
Power-On Effect	Per IEC 947-5-2
Reverse Polarity Protection	Incorporated
Wire-Break Protection	Incorporated
Transient Protection.	Per EN 60947-5-2
Shock.	30 g, 11 ms
Vibration	55 Hz, 1 mm Amplitude in all 3 Planes
Repeatability	≤2% of Rated Operating Distance
	Bi 2-Q8SE-AP/AN.. ≤5% of Rated Operating Distance

4-Wire DC

Ripple.	≤10%
Differential Travel (Hysteresis).	3-15% (5% typical)
Voltage Drop Across Conducting Sensor.	≤1.8 V at 200 mA
Trigger Current for Overload Protection	≥220 mA on 200 mA Load Current
	≥170 mA on 150 mA Load Current
	≥120 mA on 100 mA Load Current
Off-State (Leakage) Current	<100 µA
No-Load Current	<10 mA (Uprox ≤15 mA)
Power-On Effect	Per IEC 947-5-2
Reverse Polarity Protection	Incorporated
Wire-Break Protection	Incorporated
Transient Protection.	Per EN 60947-5-2
Shock.	30 g, 11 ms
Vibration	55 Hz, 1 mm Amplitude in all 3 Planes
Repeatability	≤2% of Rated Operating Distance