REVISIONS				
SYM	ZONE	ECN, ERN NO.	DATE	APPRD.
A		PROPOSAL	05/10/12	L.CHAN

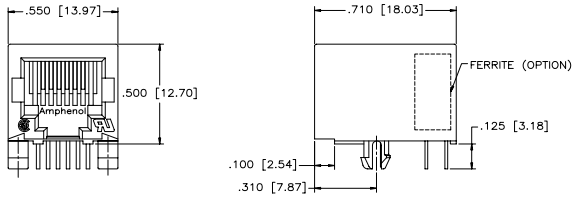

NON–SHIELDED
(8 POSITION, 8 CONTACTS SHOWN)

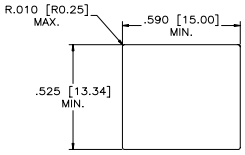

RECOMMENDED PANEL CUTOUT
SHIELDED

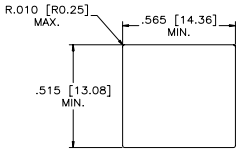

RECOMMENDED PANEL CUTOUT
NON–SHIELD

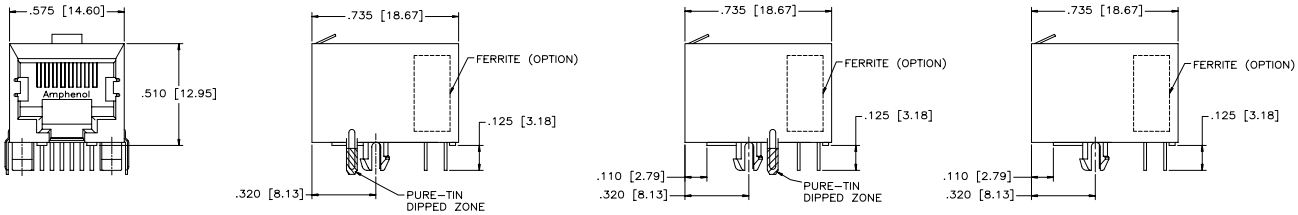

SHIELDED
(8 POSITION, 8 CONTACTS SHOWN)

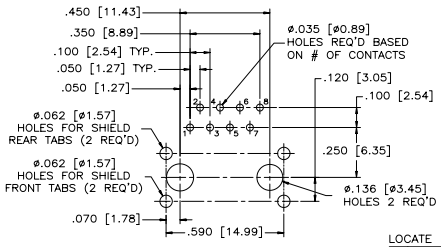

RECOMMENDED P.C.B. LAYOUT

LOCATE HOLES
⌖ Ø.005[0.13]
POSITION DIMENSIONS
ARE BASIC

FRJAE CONNECTOR NUMBER SYSTEM

EXAMPLE: F R J A E – X X X

SERIES

CONNECTOR STYLE & POSITIONS
4=RJ45 OR 8 POSITIONS
6=RJ11 OR 6 POSITIONS

OPTIONS
0=NON FILTERED, NON SHIELDED
1=FILTERED WITH FRONT TAIL SHIELD
3=SHIELD (FRONT TAIL)
4=FILTERED
6=FILTERED WITH REAR TAIL SHIELD
7=FILTERED WITH NON–TAIL SHIELD
8=SHIELD (REAR TAIL)
9=SHIELD (NON– TAIL)

NO. OF CONTACTS
8 – 8 POSITIONS
6 – 6 POSITIONS
4 – 4 POSITIONS
2 – 2 POSITIONS
C – 2 POSITIONS –(POS. 2 & 5, IN 6 POS.)
–(POS. 3 & 6, IN 8 POS.)

MATERIALS:
PLASTIC HOUSING: HIGH TEMPERATURE THERMOPLASTIC
FLAMMABILITY RATING UL 94V–0

CONTACTS: PHOSPHOR BRONZE
PLATING: 50 μ" [1.27 MICRONS]
MIN. GOLD ON MATING SURFACES.
50 μ" [1.27 MICRONS]
MIN. NICKEL UNDERPLATE
GOLD FLASH ON CONTACT TAILS.

SHIELD: COPPER ALLOY
PLATING: NICKEL WITH PURE–TIN DIPPED PCB TAIL.

THIS DOCUMENT CONTAINS PROPRIETARY INFORMATION AND SUCH INFORMATION MAY NOT BE DISCLOSED TO OTHERS FOR ANY PURPOSE OR USED FOR MANUFACTURING PURPOSES WITHOUT WRITTEN PERMISSION FROM AMPHENOL CANADA CORP.

DRAWN PAULW	DATE 05/12/25	Amphenol Canada Corp.
DESIGNED		
CHECKED CHIGOW	05/12/25	TITLE FRJAE ASSEMBLY, 6 POSITION & 8 POSITION, WITH OR WITHOUT FERRITES, SINGLE PORT, HIGH TEMP. MATERIAL SHIELDED OR UNSHIELDED – RoHS COMPLIANT
I. E. APPRD.		
Q. A. APPRD.		
DWG. APPRD.		DWG / DRAWING NO. P–FRJAE–XXX / REV. A
ENG. REL. NO.		
REF.		
DIMENSIONS ARE IN INCHES [mm]	CODE ID. NO. 03554	SCALE / WT. ——— / SURF. ——— / SHEET 1 OF 1

Downloaded from Elcodis.com electronic components distributor