

ECONOSWITCH - ENVIRONMENTALLY SEALED SWITCHES

Series - 8536, 8537, 8538

Econoswitch Sealed Leverlock Toggle Switches

FEATURES

- Environmentally sealed
- 1, 2 and 4 pole circuitry
- Locking actuator for safety
- One hole mounting for easy installation
- Over 25 standard locking configurations
- 2 & 3 position with maintained and momentary action
- Multi-circuits
- Three types of termination offered as standard
- Also available with toggle and Designerline Actuator. For details see page A11 for toggles and page A17 for Designerline.

SPECIFICATIONS




- Watertight seal per MIL-STD-108E and designed to meet IP68
- UL recognized and CSA certified
- Temperature range: -50°F to +150°F (-46°C to +66°C)
- Life: 50,000 operations at rated load
100,000 operations mechanical life
- Bushing: 15/32" - 32 thread

CURRENT RATINGS

No. of Poles	Catalog Number	Type of Operation	28VDC			115VAC 60 or 400Hz		
			Lamp Load	Resistive Load	Inductive Load	Lamp Load	Resistive Load	Inductive Load
			1	8530	Maintained	5	20	15
		Momentary	4	15	10	2	11	7
2	8531	Maintained	7	20	15	4	15	15
		Momentary	5	18	10	2	11	8
4	8532	Maintained	5	20	12	4	15	15
		Momentary	4	18	10	2	11	8

For the UL/CSA ratings, see page A37.

LEVER LOCK SELECTION TABLE

CIRCUIT WITH LEVER IN . . .			CATALOG NUMBER				
Up Position	Center Position	Down Position (Keyway)	Screw Terminals	Solder Lug Terminals	Spade Terminals	Available Locking Configurations	
ONE POLE							
	ON	OFF	ON	8536K1 Δ	8536K91 Δ	8536K31 Δ	ALL
	ON	NONE	OFF	K9 Δ	K99 Δ	K39 Δ	D, F, G
	ON	NONE	ON	K4 Δ	K94 Δ	K34 Δ	D, F, G
	ON	OFF	NONE	K6 Δ	K96 Δ	K36 Δ	E, F, K, M
	ON	OFF*	NONE	K8 Δ	K98 Δ	K38 Δ	F
	ON	NONE	ON*	8536K5 Δ	8536K95 Δ	8536K35 Δ	F
	ON	OFF	ON	K2 Δ	K92 Δ	K32 Δ	E, L, N
	NONE	OFF	ON*	K7 Δ	K97 Δ	K37 Δ	E
	ON	NONE	OFF*	K10 Δ	K910 Δ	K310 Δ	F
	OFF	NONE	ON*	K11 Δ	K911 Δ	K311 Δ	F
	ON	OFF	ON*	8536K3 Δ	8536K93 Δ	8536K33 Δ	E, F, K, L, M, N
	*ON	ON	NONE	K12 Δ	K912 Δ	K312 Δ	E
	ON	ON	NONE	K13 Δ	K913 Δ	K313 Δ	E, F, K, M
	TWO POLE						
	ON	OFF	ON	8537K1 Δ	8537K91 Δ	8537K31 Δ	ALL
	ON	NONE	OFF	K9 Δ	K99 Δ	K39 Δ	D, F, G
	ON	NONE	ON	K4 Δ	K94 Δ	K34 Δ	D, F, G
	ON	OFF	NONE	K6 Δ	K96 Δ	K36 Δ	E, F, K, M
	ON	OFF*	NONE	K8 Δ	K98 Δ	K38 Δ	F
	ON	NONE	ON*	8537K5 Δ	8537K95 Δ	8537K35 Δ	F
	ON	OFF	ON	K2 Δ	K92 Δ	K32 Δ	E, L, N
	NONE	OFF	ON*	K7 Δ	K97 Δ	K37 Δ	E
	ON	NONE	OFF*	K10 Δ	K910 Δ	K310 Δ	F
	OFF	NONE	ON*	K11 Δ	K911 Δ	K311 Δ	F
	ON	OFF	ON*	8537K3 Δ	8537K93 Δ	8537K33 Δ	E, F, K, L, M, N
	*ON	ON	NONE	K12 Δ	K912 Δ	K312 Δ	E
	ON	ON	NONE	K13 Δ	K913 Δ	K313 Δ	E, F, K, M
	ON	ON	ON	8537K14 Δ	8537K914 Δ	8537K314 Δ	ALL
ON	ON	ON*	K15 Δ	K915 Δ	K315 Δ	E, F, K, L, M, N	
ON	ON	ON	K16 Δ	K916 Δ	K316 Δ	E, L, N	
ON	ON	ON	K19 Δ	K919 Δ	K319 Δ	E, L, N	
FOUR POLE							
	ON	OFF	ON	8538K1 Δ	8538K91 Δ	8532K31 Δ	ALL
	ON	NONE	OFF	K9 Δ	K99 Δ	K39 Δ	D, F, G
	ON	NONE	ON	K4 Δ	K94 Δ	K34 Δ	D, F, G
	ON	OFF	NONE	K6 Δ	K96 Δ	K36 Δ	E, F, K, M
	ON	OFF*	NONE	K8 Δ	K98 Δ	K38 Δ	F
	ON	NONE	ON*	8538K5 Δ	8538K95 Δ	8532K35 Δ	F
	ON	OFF	ON	K2 Δ	K92 Δ	K32 Δ	E, L, N
	NONE	OFF	ON*	K7 Δ	K97 Δ	K37 Δ	E
	ON	NONE	OFF*	K10 Δ	K910 Δ	K310 Δ	F
	OFF	NONE	ON*	K11 Δ	K911 Δ	K311 Δ	F
	ON	OFF	ON*	8538K3 Δ	8538K93 Δ	8532K33 Δ	E, F, K, L, M, N
	*ON	ON	NONE	K12 Δ	K912 Δ	K312 Δ	E
	ON	ON	NONE	K13 Δ	K913 Δ	K313 Δ	E, F, K, M
	ON	ON	ON	8538K15 Δ	8538K915 Δ	K315 Δ	ALL
ON	ON	ON*	K16 Δ	K916 Δ	K316 Δ	E, F, K, L, M, N	
ON	ON	ON	K17 Δ	K917 Δ	K317 Δ	E, L, N	
ON	ON	ON	K19 Δ	8537K919 Δ	8537K319 Δ	E, L, N	

* Momentary contact.

Δ Complete part number requires this symbol to be replaced with a locking configuration letter - selected from page A16.

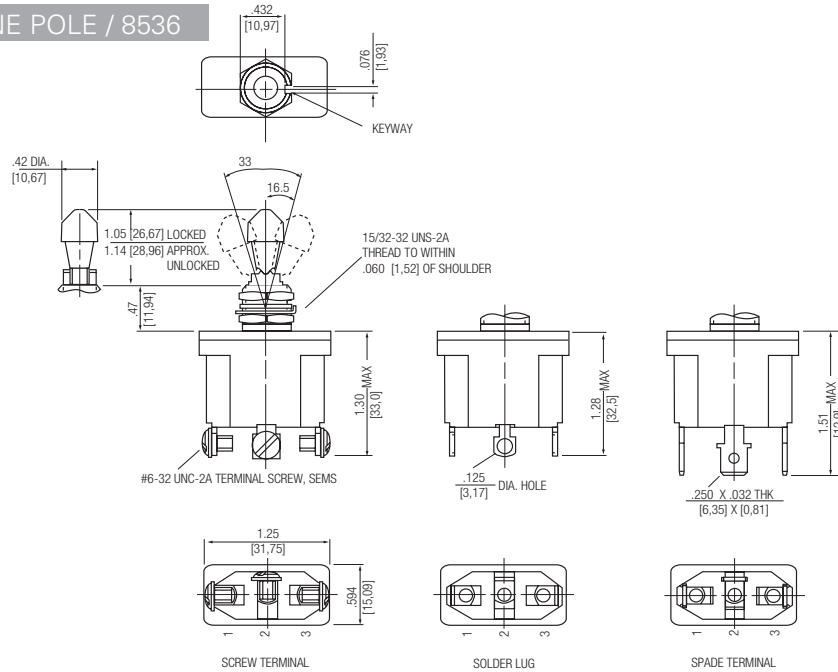
Example: 8536K31Δ E 8536K31E
 Basic Switch Locking Style Complete Part Number

ECONOSWITCH - ENVIRONMENTALLY SEALED SWITCHES

Series - 8536, 8537, 8538

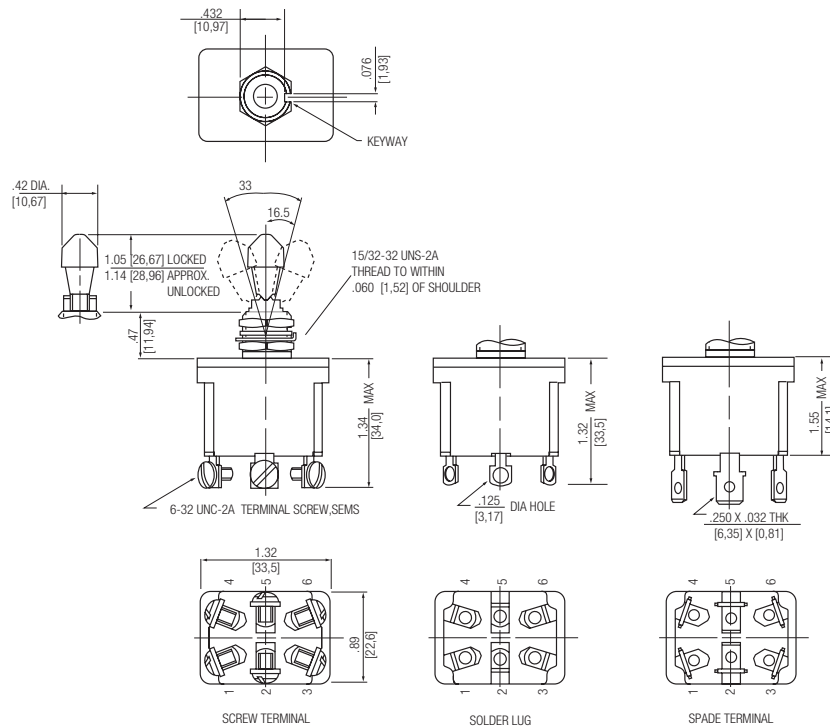
Econoswitch Sealed Leverlock Toggle Switches

MOUNTING DIMENSIONS - ONE POLE / 8536



Non-functional terminals not supplied.

MOUNTING DIMENSIONS - TWO POLE / 8537



Non-functional terminals not supplied.

STANDARD
0.00 = inches
[0,0] = mm

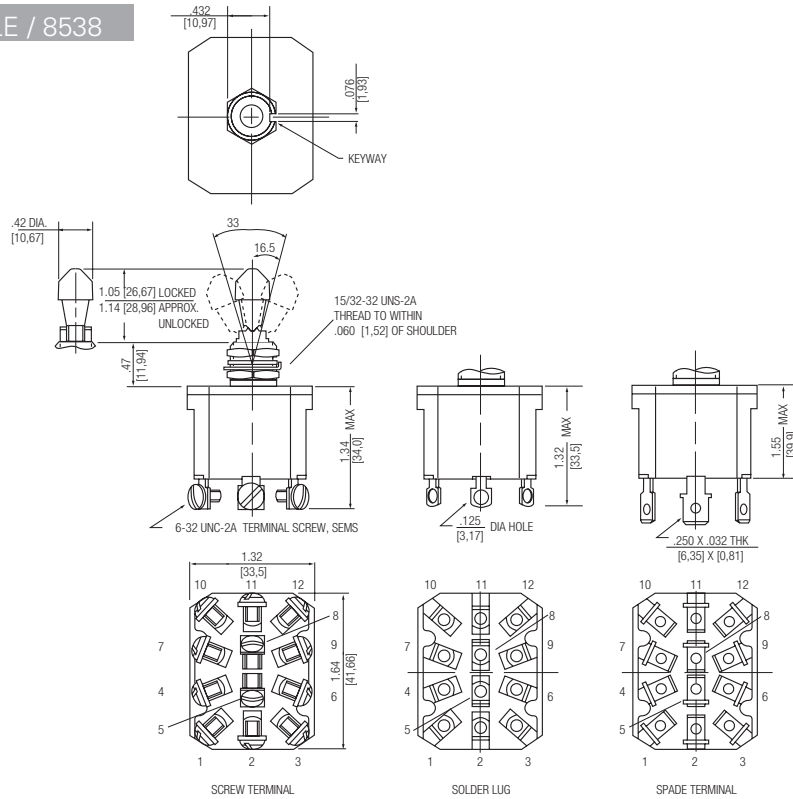
Mounting dimensions for reference only.

ECONOSWITCH - ENVIRONMENTALLY SEALED SWITCHES

Series - 8536, 8537, 8538

Econoswitch Sealed Leverlock Toggle Switches

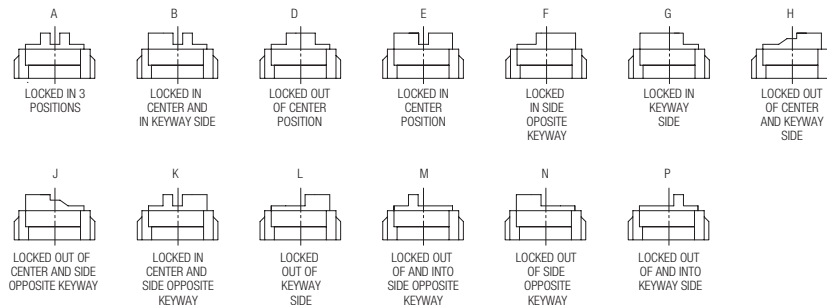
MOUNTING DIMENSIONS - FOUR POLE / 8538



Non-functional terminals not supplied.

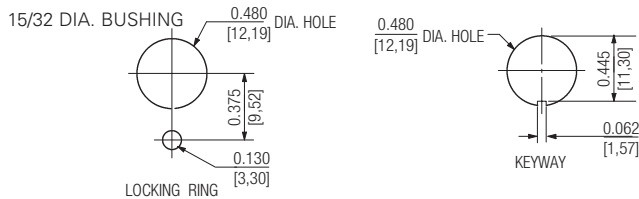
OPTIONS/ACCESSORIES

- Special mounting hardware
- Mounting hardware furnished assembled
- Terminal screws furnished assembled
- Special circuits
- Panel seals, Part Number 32-341



Figures A thru P do not represent details of construction. They schematically illustrate locking function.

PANEL CUTOUT DIMENSIONS



STANDARD
0.00 = inches
[0,0] = mm

Mounting dimensions for reference only.

NOMINAL RATINGS AND CIRCUIT DIAGRAMS

UL AND CSA NOMINAL RATINGS

Catalog Number	Amperes		Maximum Horsepower		
			1 Phase		3 Phase
	125VAC	250VAC	125VAC	250VAC	125/250VAC
8520K1, K4, K9	18	9	1/4	1/2	—
8521K1, K4, K9	18	9	1/2	1	—
8522K1, K4, K9	18	9	1/2	1	1
8526K2, K3, K5	18	9	—	—	—
8527K2, K3, K5	18	9	—	—	—
8528K2, K3, K5	18	9	—	—	—
8530K1-13,K31-313,K91-913	18	9	1/4	1/2	—
8531K1-16,K31-316,K91-916	18	9	1/2	1	—
8532K1-17,K31-317,K91-917	18	9	1/2	1	1
8533K1-13,K31-313,K91-913	18	9	1/4	1/2	—
8534K1-13,K31-316,K91-916	18	9	1/2	1	—
8535K1-17,K31-317,K91-917	18	9	1/2	1	1
8536K1-13,K31-313,K91-913	18	9	1/4	1/2	—
8537K1-16,K31-316,K91-916	18	9	1/2	1	—
8538K1-17,K31-317,K91-917	18	9	1/2	1	1