



Solving your relay requirements since 1922

STB Series Solid State Triggered Delay-On-Release Timers

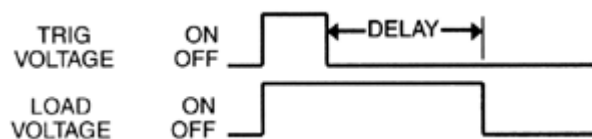


- ... 100% solid state circuitry - no moving parts
- ... CMOS digital timing circuitry
- ... Fixed or field adjustable delays from milliseconds to hours
- ... 2 amperes continuous load current (10 amperes available, consult factory)
- ... UL File # Pending
- ... CSA File #Pending

Timing Mode:

Power is applied to the relay prior to the timing cycle. Upon application of power to the trigger input terminal the load is energized. When power is removed from the trigger terminal the time delay cycle is initiated. At the end of the delay time the load is de-energized. Reset is accomplished by reapplying power to the trigger input terminal.

Timing Diagram:



Contact Information:

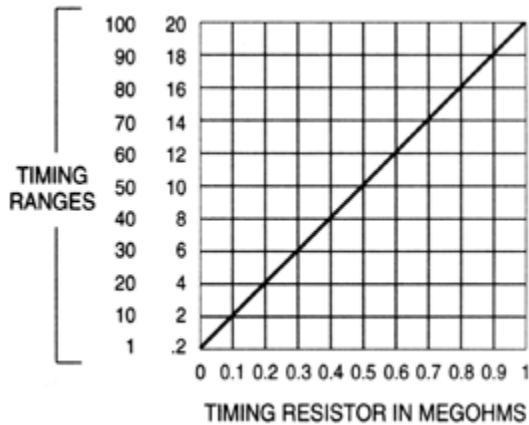
Solid state switching device 1 form A; normally open series connection. Continuous current rating 2 amperes. Maximum inrush 20 amperes. Voltage drop 2.5 volts RMS or less @ 2 amperes. (For 10 ampere load current rating consult factory)



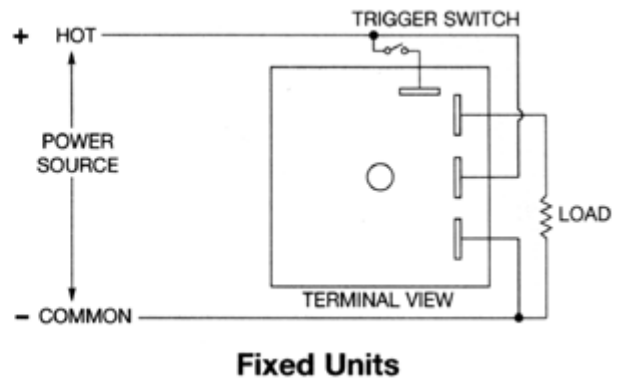
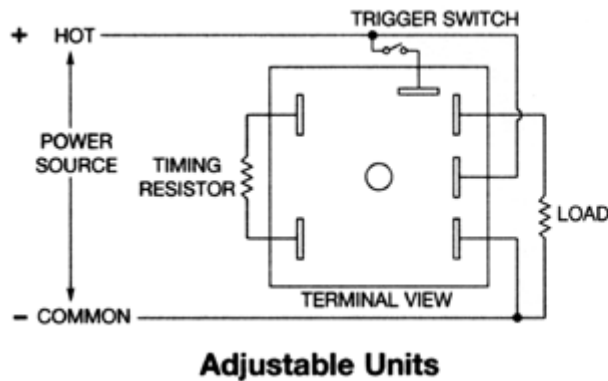
Solving your relay requirements since 1922

120V	105V	130V
230V	190V	255V

External Resistor Selection:



Wiring Diagram:

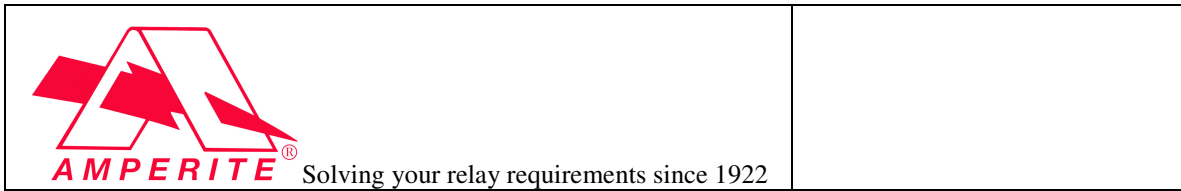


Mechanical Information:

Enclosure 2 X 2 X 3/4 inch black plastic, epoxy sealed. Center hole mounting. Four or six 1/4 inch quick connect male terminals.



Ordering Information:



Definition of a part number for the Amperite STB Series Time Delay Relay:

Example:

120 A .2 - 20 S STB
↑ ↑ ↑ ↑ ↑ ↑
A B C D E F

A: Denotes nominal input voltage. Voltages available: 12V, 24V, 120V & 230V AC; 12V, 24V, 48V & 110V DC. **Custom voltages are available.**

B: Denotes type of input power required for operation: A = AC - Alternating Current; D = DC - Direct Current.

C & D: Denotes range of adjustability by using an external resistor or potentiometer, where C is the minimum timing and D is the maximum timing. Standard timing span is 100:1. For fixed timing units specify a single number.

E: Denotes unit of time delay: S=seconds; M=minutes; H=hours.

F: Denotes Amperite STB Series triggered delay-on-release relay.

