

Plug-In Outlet Center[®] Units

Bring power safely and conveniently to wherever you need it with a full line of Plug-In Outlet Center Units from Wiremold/Legrand. These units are ideal for use in a wide variety of settings, including relay racks and cabinets, laboratories, workshops, classrooms and offices.

Plug-In Outlet Center Units include rack mount, Cabinet-MATE, compact, 90 degree, deluxe control, industrial, and international units. Most units are available in both 15 and 20 Amp configurations.

Wiremold/Legrand also offers extensive custom capabilities for Plug-In Outlet Center Units. Contact the factory for more information.



JO8BOB (Front & Back)



UL207BC



JO6BOB20X-AM (Front)

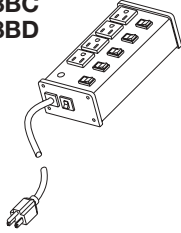

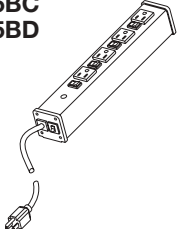

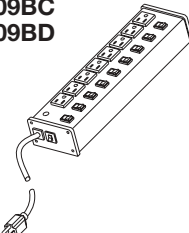



P6




Features & Benefits

- **User-ready outlets.** Plug-In Outlet Center units provide power distribution in a portable, plug-in unit.
- **Rugged construction.** Durable 2" x 1 3/4" [44mm x 51mm] or 3 1/2" x 2" [89mm x 44mm] aluminum housing. Some Plug-In Outlet Center units are available with an impact-resistant plastic housing.
- **Space saving.** Rack mount units fit standard 19" [482mm] relay racks. Compact 1U design takes up minimum space. 23" [584mm] units available, consult factory.
- **Low profile.** CabinetMATE units offer a narrow 1 1/2" x 1 3/16" [38mm x 20mm] aluminum housing.
- **Aesthetically pleasing.** Rack mount units have a black matte finish and a black cord. CabinetMATE, compact and industrial units have a gray finish and a black cord. Deluxe control and 20A units have a putty white finish and a black cord. Most units with a putty white finish have a putty white cord. Special Use units have a white finish and a white cord.
- **Flexible mounting.** Each unit features one of four different mounting types. Each mounting method has been designed to optimize the performance of the product. Complete mounting hardware and installation instructions are included with every unit.
- **Cord properly rated to load requirements.** 15A units have a 14/3 SJT cord and a NEMA 5-15P plug. 20A units have a 12/3 SJT cord and a NEMA 5-20P or NEMA L5-20P plug.
- **Lighted switch.** Most units have lighted on/off switch(es) to control power to the unit.
- **Resettable circuit breaker.** Provides overload protection.
- **Two-Year product warranty.**
- **UL and cUL Listed or Recognized.** Units are UL and cUL Listed to UL1363 standards. Rack mount units are UL and cUL Recognized to UL1363 standards.


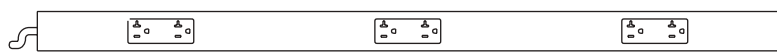


Deluxe Control Plug-In Outlet Centers

Catalog No./Item	Description/Specifications	Catalog No./Item	Description/Specifications
UL208BC UL208BD 	Deluxe Control Plug-In Outlet Center – Four individually switched outlets. Lighted on/off switch. Putty white finish. 6' [1.8m] or 15' [4.6m] cord. Length 7 1/2" [191mm]. Width 3 1/2" [89mm]. Receptacle center-to-center 1 15/16" [33mm]. 	UL215BC UL215BD 	Deluxe Control Plug-In Outlet Center – Four individually switched outlets. Lighted on/off switch. Gray finish. 6' [1.8m] or 15' [4.6m] cord. Length 13" [330mm]. Width 2" [51mm]. Receptacle center-to-center 2 1/8" [54mm]. 
UL209BC UL209BD 	Deluxe Control Plug-In Outlet Center – Eight individually switched outlets. Lighted on/off switch. Putty white finish. 6' [1.8m] or 15' [4.6m] cord. Length 13" [330mm]. Width 3 1/2" [89mm]. Receptacle center-to-center 1 15/16" [33mm]. 		

Steel Cord-Ended Plugmold

Catalog No./Item	Description/Specifications
V20-C2 G20-C2  	Steel Cord-Ended Plugmold – Six outlets, ivory or gray finish. 6' [1.8m] cord. Length 40" [1m]. Receptacle center-to-center 6" [152mm]. 

Nonmetallic Cord-Ended Plugmold

Catalog No./Item	Description/Specifications
NM20-C3 	Nonmetallic Cord-Ended Plugmold – Six (3 duplex) outlets, ivory finish. 6' [1.8m] cord. Length 36" [915mm]. Receptacle center-to-center 12" [305mm]. 
NM20-C4 	Nonmetallic Cord-Ended Plugmold – Eight (4 duplex) outlets, ivory finish. 6' [1.8m] cord. Length 48" [1.2m]. Receptacle center-to-center 12" [305mm]. 

WIREMOLD

 legrand®

