

ZPSA40/60 Series



2 x 4" 40W to 60W AC-DC Power Supplies

- ◆ Single Output
- ◆ Wide Range AC Input
- ◆ Low 1.07" profile
- ◆ Industry Standard Footprint
- ◆ Global Safety Agency Compliance

RoHS

Key Market Segments & Applications

Computer Peripherals
 Datacom
 Point of Sale
 Test and Measurement

Features and Benefits

Feature	Benefit
◆ Industry standard footprint	◆ Availability to second source
◆ Up to 88% efficiency	◆ Reduced system heating
◆ Broad product range	◆ Optimization of power supply to system
◆ Low Profile	◆ Less system space needed

Specifications

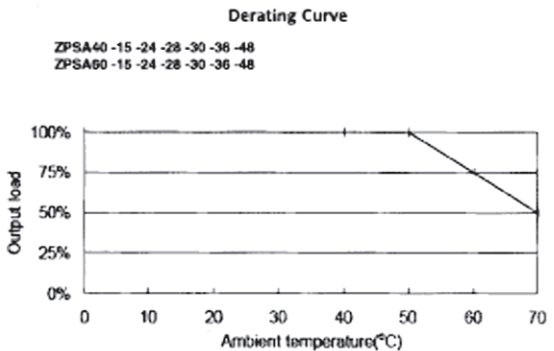
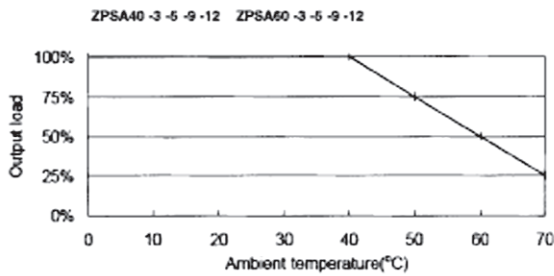
ITEMS		ZPSA40	ZPSA60
Input Voltage range		90 - 264VAC (47 - 440Hz) or 120 - 370VDC	
Inrush Current (115 / 230VAC)	A	25 / 50	
Input Current	A	< 1.2A	< 1.4A
Leakage Current	mA	0.8mA maximum (264VAC, 60Hz)	
Temperature Coefficient		±0.05%/°C	
Voltage Accuracy	%	±1%	
Minimum Load	-	None	
Load Regulation	%	±1%	
Line Regulation	%	±0.5%	
Ripple & Noise	mV	1% or 50mV whichever is greater	
Short Circuit Protection	-	Continuous - hiccup mode	
Overvoltage Protection	V	Typically 110-130% of nominal	
Hold Up Time (Typ)	ms	8ms at 115VAC input	
LED Indicator	-	Green LED = OK	
Operating Temperature	-	0 to +70°C derate according to charts on page 2	
Storage Temperature	°C	-20 to +85°C	
Humidity (non condensing)	-	10 - 95% RH	
Cooling	-	Convection	
Withstand Voltage	-	Input to Ground 1.5kVAC, Input to Output 3kVAC, Output to Ground 500VAC for 1 min.	
Isolation Resistance	-	>100M at 25C & 70%RH, Output to Ground 500VDC	
Vibration (non operating)	-	-23.52m/s ² (10 - 55Hz: constant sweep 1 min X, Y, Z for 1 hour)	
Shock	-	< 196.1 m/s ² (20G)	
Safety Agency Certification	-	UL60950-1, CSA60950-1, EN60950-1, CE Mark	
Conducted & Radiated EMI	-	EN55022-B, FCC Class B	
Immunity	-	EN61000-4-2, -3, -4, -5, -6, -8	
Weight (Typ)	g	130	
Size (WxLxH)	in	2 x 4 x 1.07 (including underside components)	
Warranty	yrs	One Year	

Model Selector

Model	Output (V)	Adjustment Range (V)	Maximum Output (A)	Peak Load (A)(4)	Output Power (W)	Efficiency (%)
ZPSA40-3R3	3.3	-	6.0	7.2	20	74
ZPSA60-3R3	3.3	-	8.0	8.5	26	74
ZPSA40-5	5	-	6.0	7.2	30	79
ZPSA60-5	5	-	8.0	9.0	40	79
ZPSA40-9	9	-	4.45	5.34	40	83
ZPSA60-9	9	-	6.67	8.0	60	83
ZPSA40-12	12	-	3.34	4.0	40	85
ZPSA60-12	12	-	5.0	6.0	60	85
ZPSA40-15	15	-	2.67	3.2	40	85
ZPSA60-15	15	-	4.0	4.8	60	85
ZPSA40-24	24	-	1.67	2.0	40	86
ZPSA60-24	24	-	2.5	3.0	60	86
ZPSA40-28	28	-	1.43	1.7	40	86
ZPSA60-28	28	-	2.14	2.6	60	86
ZPSA40-30	30	-	1.33	1.6	40	87
ZPSA60-30	30	-	2.0	2.4	60	87
ZPSA40-36	36	-	1.11	1.33	40	87
ZPSA60-36	36	-	1.67	2.0	60	87
ZPSA40-48	48	-	0.834	1.0	40	88
ZPSA60-48	48	-	1.25	1.5	60	88

(4) Average not to exceed max power, <30s, 10% duty cycle

Derating Curve



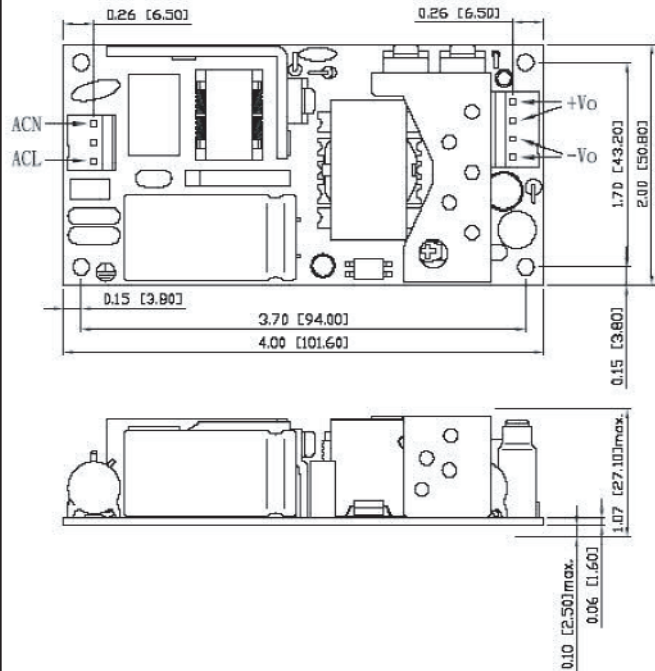
Other Lambda Industrial Products

SC40/60	40 to 80W, 3x5", 1 - 3 outputs
NV175	175W, 3x5", 1-5 outputs
ZWS	5 to 240W, single output
KPSA	5 to 15W, pcb mount
ZPD, ZPT	40W, 2x4" dual and triple outputs

For Additional Information, please visit
us.tdk-lambda.com/lp/products/zpsa-series.htm

Outline Drawings

All Dimensions are in inches[mm]
 Tolerances : XX ±.02[.XX ±.5] unless otherwise noted



Options

Suffix	Description
Blank	Molex connectors
/P	PCB mount pins