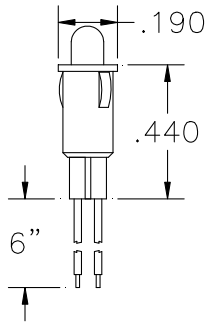


MODEL 150



T-1 LED for 5/32" PANEL MOUNT HOLE

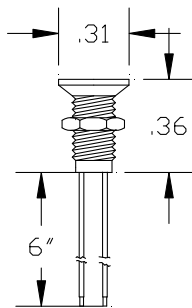
NON-RELAMPABLE INDICATOR

Snap mount, rugged nylon body - black, provided with 6" leads with 0.250" strip length. Available in Red, Green, Yellow, Amber, Ultra Bright Green, Ultra Bright Blue and Pure White. When ordering specify LED color, Insert 1 - Red, 2 - Green, 3 - Yellow, 4 - Amber, 5 - Ultra Green, 6 - Ultra Blue, 7 - Pure White where "X" appears.

<u>Voltage</u>	<u>Model No.</u>	
2vdc*	150-2X	Red, Green, Yellow and Amber only
5vdc	150-5X	
12vdc	150-12X	
24vdc	150-24X	
28vdc	150-28X	

*external resistor required

MODEL 109



T - 1 PANEL MOUNT FRONT LED

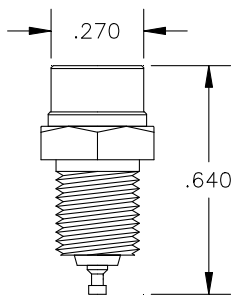
NON-RELAMPABLE INDICATOR

This screw mount LED lamp mounts flush with panel face. Mounting hole diameter is 5mm (.197"). Counter bore is required. Nickel plated brass body with Lexan lens. 6" wire leads with .250 strip length. Available in the new Ultra Bright White as well as Red, Green, Yellow, Amber, Ultra Bright Blue and Ultra Bright Green. Insert 1 - Red, 2 - Green, 3 - Yellow, 4 - Amber, 5 - Ultra Green, 6 - Ultra Blue, 7 - Pure White where "X" appears below.

<u>Voltage</u>	<u>Model No.</u>	
2vdc*	109-2X	Red, Green, Yellow and Amber only
5vdc	109-5X	
12vdc	109-12X	
28vdc	109-28X	

*external resistor required

MODEL 102



PANEL MOUNT FRONT RELAMPABLE

USES T - 1 INCANDESCENT OR LED

There are two styles of the Model 102. One with a standard body, Model 102-S and one with an insulated body, Model 102-SI

MODEL 102S

This model utilizes the T-1 Midget flanged-based incandescent bulb or the long-life LED. Recommended for installation where indicator lights must be mounted close together. An internal silicone rubber pressure pad maintains electrical contact inside the lamp body. Because of its high spring rate the pad cannot take a permanent set. It also provides an effective front-to-back moisture seal. Other body styles available are the SK, SS and SR. (Contact the factory for further information)

MODEL 102SI

This two-terminal version of the basic 102 Model is offered in the SI, SKI, SSI and SRI body styles. (Call factory for more information) Electrical contact with the indicator light body is made by means of a solder lug. Various lens styles available for both the 102S and the 102SI. (Contact the factory for further information)

