


Altistart® 01 Soft Start

The *starting* solution...



For single-phase and three-phase asynchronous motors
3 to 85 Amps – 1/4 to 75 HP (0.37 to 75kW)





Advanced functionality in a mini soft start

The Altistart® 01 soft start enhances starting performance by ensuring a smooth and controlled start for asynchronous motors, while providing torque surge suppression during both the starting and stopping operation. This highly functional mini soft start can help to decrease your maintenance work and production downtime by preventing the mechanical shocks that create wear and tear on your motor and machinery.

Providing a typical panel savings of 25%, the Altistart 01 is one of the most compact soft starts available and features simple installation through DIN rail mounting and a removable control wiring terminal. Most Altistart 01 models are available in a 45 mm width to match the industry standard for IEC motor starters rated at or below 32 amps.

Offered in three performance levels, the Altistart 01 provides an efficient, cost-effective soft start solution for a variety of applications.

Actual Size

(7.5 HP at 460V)
The compact Altistart 01 delivers advanced features and increased functionality in a small, easy to use unit.

Why use an Altistart® 01 soft start for your motor starting needs?

Smooth, gentle starting and stopping

- Reduced cost of equipment ownership
 - Equipment lasts longer with soft starting
- Reduced energy costs
 - Soft starting minimizes power used while starting
- Maximum productivity
 - Eliminate product replacement costs
 - Gently start and stop a conveyor moving breakable material
 - Reduce production downtime
 - Fewer breaks in production to repair machinery
- Reduced maintenance costs
 - Smooth starting reduces motor and machine wear and tear
 - Less replacement equipment to buy and stock

Greater performance than electromechanical wye-delta soft starting

- Transitionless starting
 - Smooth, gentle starting
 - No current or torque pulse during the transition from low to high speed
- Motor starting performance easily adapted to the application
 - Adjustment dials conveniently located on front of Altistart 01 soft start
 - Adjustments for starting torque, starting and stopping ramp times
- Will handle both easy and hard to start loads
 - Selectable kickstart feature
- Soft stopping (not possible with wye-delta)
 - Reduce pressure induced stresses on hydraulic systems
 - Eliminate damage to product on conveyors
- Easy to install and start up
 - DIN rail or panel mounting
 - Eliminate power wiring by using custom power connector to TeSys U-line motor starter
 - Simple control wiring
 - Removable control terminal for easy wiring
 - Quick adjustments
- GREATLY simplified wiring. Wire only one starter, not two

The Altistart 01 Soft Start: *A tailor-made solution* for your application

Variable torque machines: Pumps and Fans



Constant torque machines: Material handling conveyors Bottle-filling lines



A model for *every application...*

- Reduced panel space
 - Typical 25% panel space savings
 - Standard 45 mm product width up to 20 HP
 - Same width as standard IEC motor starters
- “Inside the Delta” Wiring
 - Can be wired in series with the windings of a 6 or 12 lead delta-wound motor
 - Reduces the cost and size of the soft start
- Increased functionality
 - Soft start and motor status indicators
 - When installed with the TeSys U-Line family of motor starters, the Altistart 01 becomes the smallest combination soft start on the market with a full set of motor control and machine protection features

ATS01N2 Lower Horsepower Soft Starts

Key Features:

- One model for every standard low HP motor size. No oversizing required
- Standard 45 mm width. Same as other IEC motor controls
- Side-by-side mounting to minimize panel space
- Soft starting and stopping
- Built-in bypass contactor
Cool, reliable operation – smaller enclosure
- DIN rail or panel mounting
- Plug-in control terminals to simplify wiring
- 2 or 3 wire control – adaptable to existing controls
- Output signals to interface with control system
- Two versions – fits every control power scheme: 24 Vac/dc or no control power at all!
- Pass through wiring: Input power on top, motor terminals on bottom. Easy to add to existing motor starter
- Two indicator lights for quick status check
- Convenient, analog adjustment knobs
Adapt Altistart® 01 to your application
- Limits both current and torque during motor starting
- User selectable kickstart function to start difficult loads
- Compatible with Telemecanique’s new and innovative TeSys U-line motor starter. Combining the Altistart 01 with the TeSys U-Line adds the following benefits:
 - Complete motor and machine protection
 - Motor and load status indication
 - Windows-based commissioning software
 - Custom Altistart 01 to TeSys U-Line power connector to simply wiring and minimize panel space
 - Network monitoring and control
 - Smallest reversing option on the market
 - For more information, see TeSys U-Line catalog, number 8502CT0201

Processing machines:

Slicers, mixers, grinders
Wood working – drills, saws, lathes



Garage doors
Parking lift gates
Small compressors



ATS01N1 Torque Limiting Soft Starts

Key Features:

- Single or three phase motor control
- 22.5 and 45 mm width
- Side-by-side mounting to minimize panel space
- Pass through wiring: Input power on top, motor terminals on bottom. Easy to add to existing motor starter
- Two indicator lights for quick status check
- Convenient, analog adjustment knobs
Adapt Altistart® 01 to your application
- 9 and 12 amp models only
 - Built-in bypass contactor. Cool, reliable operation – smaller enclosure
 - DIN rail or panel mounting
 - Plug-in control terminals to simplify wiring



ATS01N2 Higher Horsepower Soft Starts


Key Features:

- For heavy-duty applications
- A wide range of standard industrial and commercial motor voltages
- Limits both current and torque during motor starting
- Soft starting and stopping
- Built-in bypass contactor. Cool, reliable operation – smaller enclosure
- Pass through wiring: Input power on top, motor terminals on bottom. Easy to add to existing motor starter
- 2 or 3 wire control – adaptable to existing controls
- Output signals to interface with control system
- Convenient, analog adjustment knobs
Adapt Altistart 01 to your application
- Two indicator lights for quick status check




Altistart® 01 Soft Start Selection

ATS01N2 Family – 3 Phase Motors – 6 to 32 Amps at 208, 230, 400, and 460 V

	24Vdc control power required													
	Amps	Catalog Number	Motor Power											
			Three Phase											
			208V		230V		400V		460V					
	6	ATSU01N206LT	1 HP		0.75 – 1.1 kW		1 – 1.5 HP		1.5 – 2.2 kW		2 – 3 HP			
	9	ATSU01N209LT	1.5 – 2 HP		1.5 kW		2 HP		3 – 4 kW		5 HP			
	12	ATSU01N212LT	3 HP		2.2 – 3 kW		3 HP		5.5 kW		7.5 HP			
	22	ATSU01N222LT	5 HP		4 – 5.5 kW		5 – 7.5 HP		7.5 – 11 kW		10 – 15 HP			
	32	ATSU01N232LT	7.5 – 10 HP		7.5 kW		10 HP		15 kW		20 HP			
	NO control power required													
	Amps	Catalog Number	Motor Power											
			Three Phase											
			208V		230V		400V		460V					
	6	ATS01N206LU	1 HP		0.75 – 1.1 kW		1 – 1.5 HP							
	9	ATS01N209LU	1.5 – 2 HP		1.5 kW		2 HP							
	12	ATS01N212LU	3 HP		2.2 – 3 kW		3 HP							
	22	ATS01N222LU	5 HP		4 – 5.5 kW		5 – 7.5 HP							
	32	ATS01N232LU	7.5 – 10 HP		7.5 kW		10 HP							
	6	ATS01N206QN							1.5 – 2.2 kW					
	9	ATS01N209QN							3 – 4 kW					
12	ATS01N212QN							5.5 kW						
22	ATS01N222QN							7.5 – 11 kW						
32	ATS01N232QN							15 kW						
6	ATS01N206RT									2 – 3 HP				
9	ATS01N209RT									5 HP				
12	ATS01N212RT									7.5 HP				
22	ATS01N222RT									10 – 15 HP				
32	ATS01N232RT									20 HP				
Accessory	VW3G4104	Custom power connector Install between ATS01 and TeSys U-Line Motor Starter Included with ATSU01N2**LT soft starts												
Dimensions	Catalog Number	Width		Height		Depth		Catalog Number	Width		Height		Depth	
		mm	in	mm	in	mm	in		mm	in	mm	in	mm	in
		ATS*01N206** ATS*01N209** ATS*01N212**	45	1.77	124	4.88	135		5.31	ATS*01N222** ATS*01N232**	45	1.77	154	6.06

ATS01N1 Family – Single or 3 Phase Motors – 3 to 12 Amps at 110, 208, 230, 400, and 460 Volts

	Amps	Catalog Number	Motor Power															
			Single Phase				Three Phase											
			110V		230V		208V		230V		400V		460V					
	3	ATS01N103FT	-		0.37 kW		1/4 HP		1/2 HP		0.37 – 0.55 kW		1/2 HP		1.1 kW		1 – 1.5 HP	
	6	ATS01N106FT	1/4 HP		0.75 kW		1/2 HP		1 HP		0.75 – 1.1 kW		1 – 1.5 HP		2.2 kW		2 – 3 HP	
	9	ATS01N109FT	1/3 HP		1.1 kW		1 HP		2 HP		1.5 kW		2 HP		4 kW		5 HP	
	12	ATS01N112FT	1/2 HP		1.5 kW		2 HP		3 HP		2.2 kW		3 HP		5.5 kW		7.5 HP	
	Accessory	RHZ66	DZ5 MB DIN rail adapter for 3 and 6 amp models															
	Dimensions	Catalog Number	Width		Height		Depth		Catalog Number	Width		Height		Depth				
			mm	in	mm	in	mm	in		mm	in	mm	in	mm	in			
ATS01N103FT ATS01N106FT			22.5	0.9	100	3.94	100.4	3.95		ATS01N109FT ATS01N112FT	45	1.77	124	4.88	130.7	5.15		

ATS01 Higher HP Family – 3 Phase Motors – 32 to 85 Amps at 208, 230, 400, 460, 575, and 690 Volts

	Amps	Catalog Number	Motor Power													
			Three Phase													
			208V		230V		400V		460V		575V		690V			
	32	ATS01N230LY	-		7.5 kW		10 HP		15 kW		20 HP		30 HP		30 kW	
	44	ATS01N244LY	10 HP		11 kW		15 HP		22 kW		30 HP		40 HP		37 kW	
	72	ATS01N272LY	15 – 20 HP		18.5 kW		20 – 25 HP		37 kW		50 HP		60 HP		55 kW	
	85	ATS01N285LY	25 HP		22 kW		30 HP		45 kW		60 HP		75 HP		75 kW	
	Accessory	LAD8N11	"Up to Speed" auxiliary relay contact (attaches to side of ATS01)													
	Accessory	VY1H4101	DIN rail adapter (32 and 44 amp models)													
	Dimensions	Catalog Number	Width		Height		Depth		Catalog Number	Width		Height		Depth		
mm			in	mm	in	mm	in	mm		in	mm	in	mm	in		
ATS01N230LY ATS01N244LY			180	7.09	146	5.75	126	4.96		ATS01N272LY ATS01N285LY	180	7.09	254.5	10.02	126	4.96

Schneider Electric - North American Operating Division

1415 S. Roselle Road
Palatine, IL 60067
Tel: 847-397-2600
Fax: 847-925-7500

www.us.squared.com

8637BR0401

7-04