

SERIES 100A SWITCHES

TOGGLE SWITCHES - PROCESS SEALED MINIATURE

TACT SWITCHES

NAVIGATION SWITCHES

PUSHBUTTON SWITCHES

TOGGLE SWITCHES

ROCKER SWITCHES

SLIDE SWITCHES

SNAP-ACTION SWITCHES

DIP SWITCHES

KEYLOCK SWITCHES

ROTARY SWITCHES

DETECTOR SWITCHES

CAP OPTIONS



FEATURES & BENEFITS

- ▶ Variety of switching functions
- ▶ Miniature
- ▶ Multiple actuator & bushing options
- ▶ Sealed to IP67

APPLICATIONS/MARKETS

- ▶ Telecommunications
- ▶ Instrumentation
- ▶ Networking
- ▶ Medical equipment

SPECIFICATIONS

| | |
|------------------------|--|
| Contact Rating: | Dependent upon contact material |
| Life Expectancy: | 30,000 make-and-break cycles at full load |
| Contact Resistance: | 10 mΩ max. typical initial @ 2-4 VDC 100 mA for both silver and gold plated contacts |
| Insulation Resistance: | 1,000 MΩ min. |
| Dielectric Strength: | 1,000 V RMS @ sea level |
| Operating Temperature: | -30° C to 85° C |

MATERIALS

| | |
|-----------------------|--|
| Case & Bushing: | PBT |
| Pedestal of Case: | LPC |
| Actuator: | Brass, chrome plated with internal O-ring seal |
| Switch Support: | Brass or steel tin plated |
| Contacts / Terminals: | Silver or gold plated copper alloy |

HOW TO ORDER

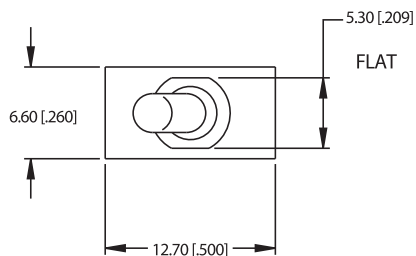
| SERIES 100A | MODEL NO. | ACTUATOR | BUSHING | TERMINATION | CONTACT MATERIAL | SEAL | HARDWARE |
|----------------|--|----------|----------|--|------------------------|---|--------------|
| | WSP1 WSP2 WSP3 WSP4 WSP5 WDP1 WDP2 WDP3 WDP4 WDP5 | T1 T2 | B1 B4 | M1 M2 M5 M6 M7 VS2 VS3 | Q = Silver R = Gold | E = Epoxy Sealed at Base of Terminal | H = Hardware |

Example Ordering Number

100A-WDP4-T1-B4-M1-R-E

Specifications subject to change without notice.

SPDT

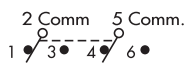


| Model No. | POS 1 | POS 2 | POS 3 |
|-------------|-------|-------|-------|
| WSP-1 | ON | NONE | ON |
| WSP-2 | ON | NONE | (ON) |
| WSP-3 | ON | OFF | ON |
| WSP-4 | (ON) | OFF | (ON) |
| WSP-5 | ON | OFF | (ON) |
| Term. Comm. | 2-3 | OPEN | 2-1 |

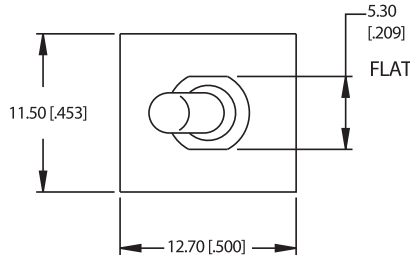
() = Momentary



DPDT



SCHEMATIC



| Model No. | POS 1 | POS 2 | POS 3 |
|-------------|----------|-------|----------|
| WDP-1 | ON | NONE | ON |
| WDP-2 | ON | NONE | (ON) |
| WDP-3 | ON | OFF | ON |
| WDP-4 | (ON) | OFF | (ON) |
| WDP-5 | ON | OFF | (ON) |
| Term. Comm. | 2-3, 5-6 | OPEN | 2-1, 5-4 |

() = Momentary

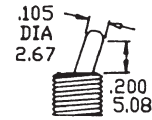
ACTUATOR OPTIONS

T1



T1 actuator std. when ordered with M1 termination. Add 0.100 (2.54) for B4 bushing.

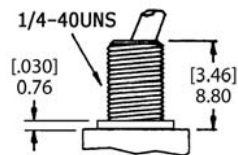
T2



T2 actuator std. when ordered with VS, M2, M6 or M7 terminations. Add 0.100 (2.54) for B4 bushing.

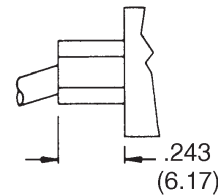
BUSHING OPTIONS

B1



Std for M1

B4



Std for M2, M6, M7, VS termination

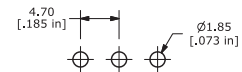
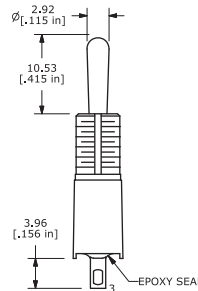
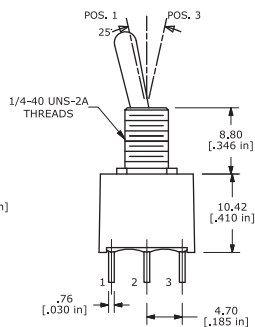
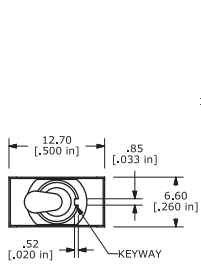
SERIES 100A SWITCHES

TOGGLE SWITCHES - PROCESS SEALED MINIATURE

TERMINATION OPTIONS

M1

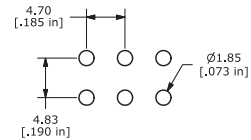
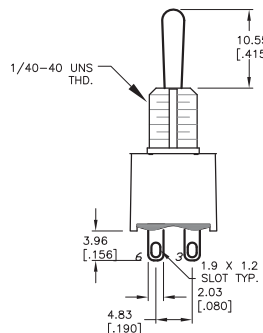
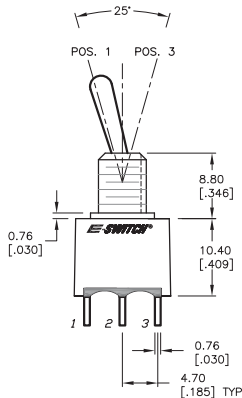
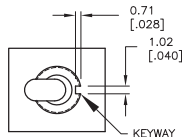
SPDT



P.C. MOUNTING

M1

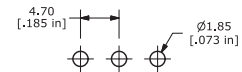
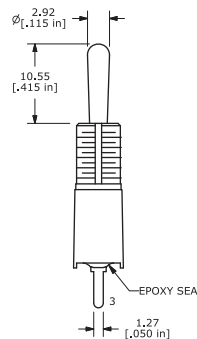
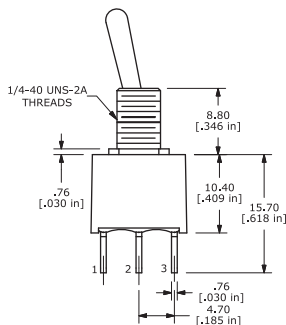
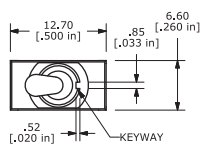
DPDT



P.C. MOUNTING

M2

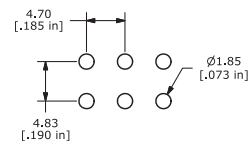
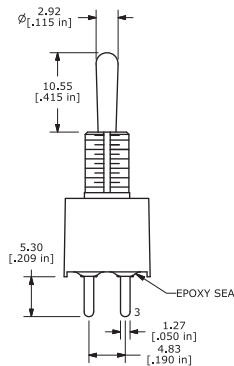
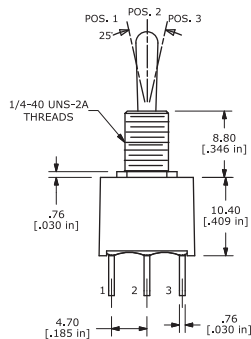
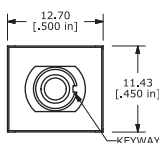
SPDT



P.C. MOUNTING

M2

DPDT

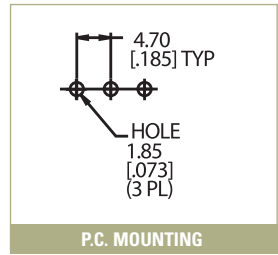
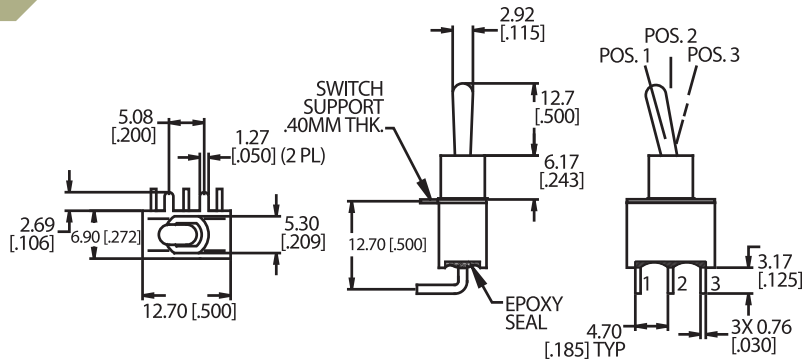



P.C. MOUNTING



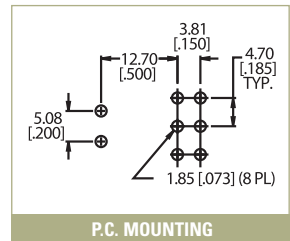
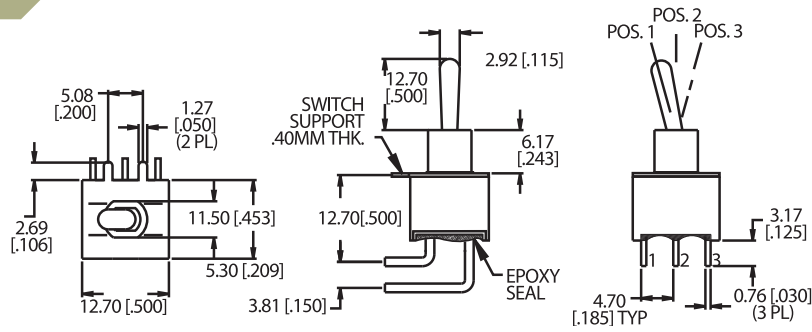

M6

SPDT



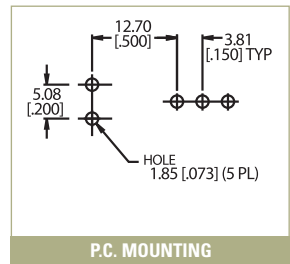
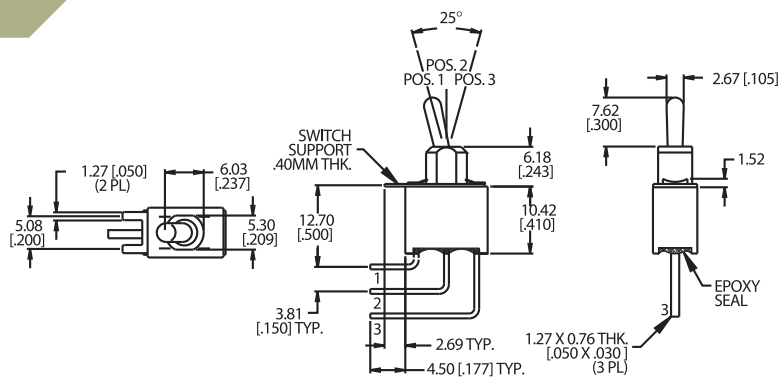

M6

DPDT



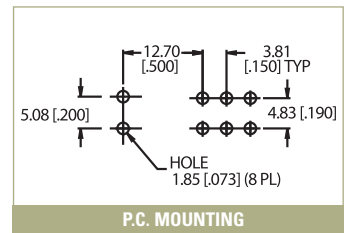
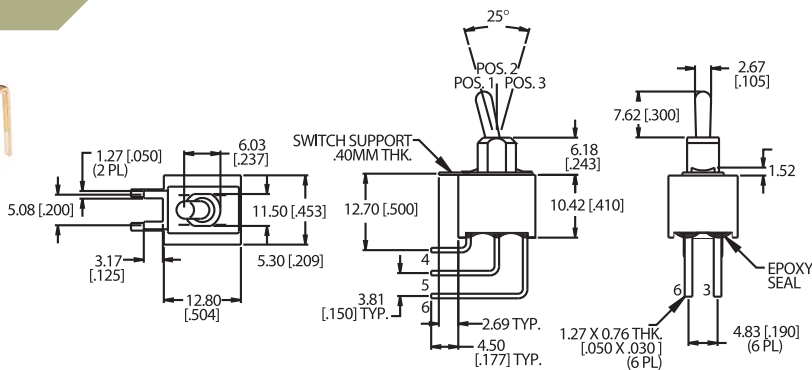
M7

SPDT



M7

DPDT



TACT SWITCHES

NAVIGATION SWITCHES

PUSHBUTTON SWITCHES

TOGGLE SWITCHES

ROCKER SWITCHES

SLIDE SWITCHES

SNAP-ACTION SWITCHES

DIP SWITCHES

KEYLOCK SWITCHES

ROTARY SWITCHES

DETECTOR SWITCHES

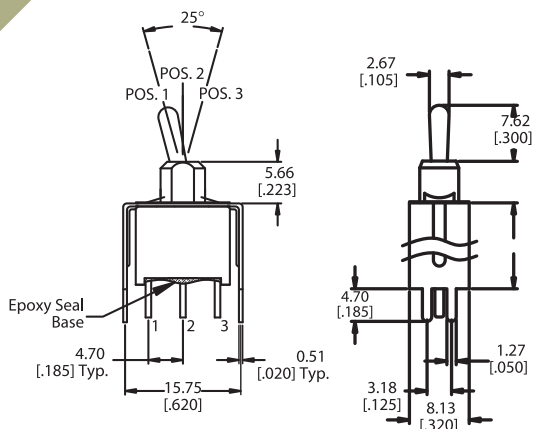
CAP OPTIONS

SERIES 100A SWITCHES

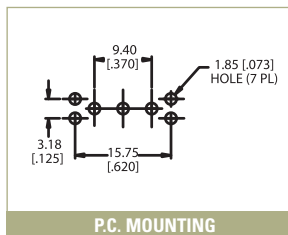
TOGGLE SWITCHES - PROCESS SEALED MINIATURE

VS2-VS3

SPDT



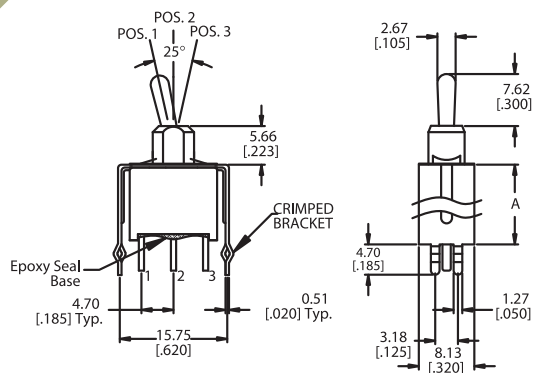
| Option Code | Dim. 'A' |
|-------------|--------------|
| VS2 | .460 (11.68) |
| VS3 | .630 (16.00) |



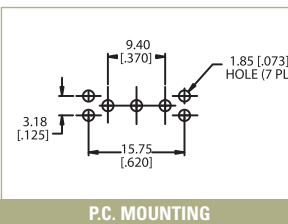
P.C. MOUNTING

VS2-VS3

DPDT



| Option Code | Dim. 'A' |
|-------------|--------------|
| VS2 | .460 (11.68) |
| VS3 | .630 (16.00) |



P.C. MOUNTING

CONTACT MATERIAL OPTIONS

Q

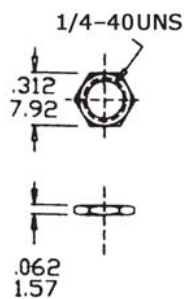
| | |
|-----------------|--|
| Fixed Terminal: | Gold flash over silver plated copper alloy |
| Moving Contact: | Silver plated copper alloy |
| Rating: | 5 Amps with resistive load @ 120VAC or 28VDC; 2 Amps with resistive load @ 250VAC |

R

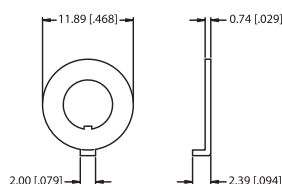
| | |
|-----------------|--|
| Fixed Terminal: | Copper alloy with gold plate over nickel plate |
| Moving Contact: | Copper alloy with gold plate over nickel plate |
| Rating: | 0.4 Volt-Amps (VA) max. @ 20V max. (AC or DC) |

HARDWARE

HDW2 NUT



HDW15 LOCKING RING



HDW11 LOCK WASHER

