




2NT1-1



NT Series Toggle Switch, 2 pole, 3 position, Screw terminal, Standard Lever

Actual product appearance may vary.

Features

- Completely sealed switching chamber
- NEMA 3, 3R, 4, and 13
- UL recognized, File E12252, Vol. 1, Section 44
- CSA certified, File LR4442
- CE approved

Potential Applications

- Aerial lifts, scissor lifts, truck mounted tele-handlers, and cranes
- Construction equipment
- Agriculture equipment
- Material-handling equipment
- Factory-floor control units
- Machine tool equipment manufacturers

Description

MICRO SWITCH™ NT Series toggle switches meet the need for a rugged, cost-effective toggle switch. Quality construction features include a seal between the toggle lever and bushing, and between the cover and case. These switches can be used where panels are subject to splashes, hosedowns, or outdoor environments. The "Easy-Start" threaded bushing enables quick alignment of mounting nut to decrease the chance of cross threading. The panel stand-off with O-ring feature available on some listings, eliminates the need for behind-the-panel hardware, provides uniform panel height, and provides a panel to cover seal.

Product Specifications			
Circuitry/ Operating action	Keyway Position	Center Position	Opposite Keyway Position
	ON	OFF	ON

Product Type	MICRO SWITCH™ Toggle Switch
Ampere/ Voltage Range (Resistive Load)	0.5 A to 20 A at 0.5 Vdc to 28 Vdc,0.75 A at 115 Vdc,0.5 A at 250 Vdc,0.5 A to 15 A at 0.5 Vac to 277 Vac
Circuitry	DPDT
Action	3 position
Mounting	Bushing 15/32 in
Termination	Screw
Lever Type	Standard
UL/CSA Rating Code	L191: 15 A-125, 250, 277 Vac; 1/2 Hp-125 Vac; 1 Hp- 250, 277 Vac; 5 A-120 Vac "L"
Comment	Thermoplastic case
Availability	Global
UNSPSC Code	30211908
UNSPSC Commodity	30211908 Toggle switches
Series Name	NT

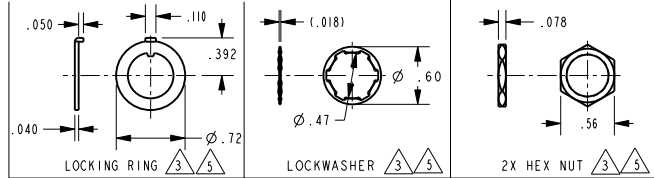
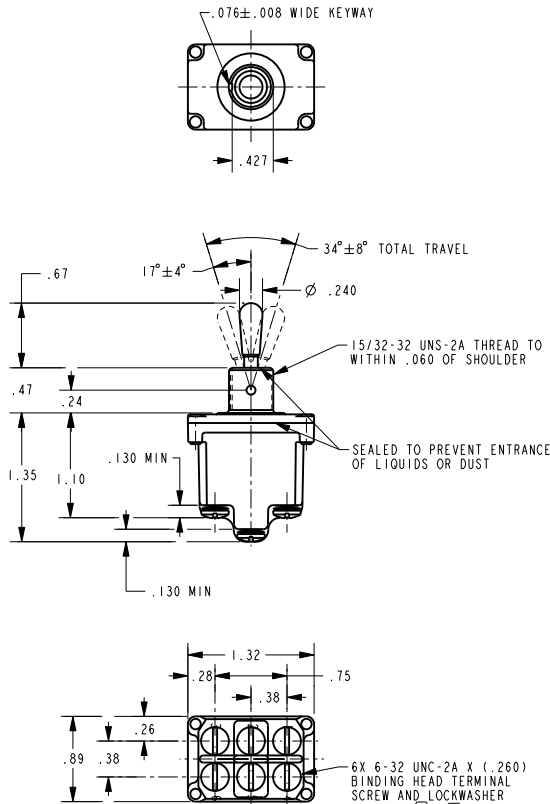
MICRO SWITCH
a Honeywell Division
FED. MFG. CODE 91929

SWITCH - TOGGLE

2NT1 SERIES CHART 1

THIS DRAWING COVERS A PROPRIETARY ITEM AND IS THE PROPERTY OF MICRO SWITCH, A DIVISION OF HONEYWELL. THIS DRAWING IS NOT TO BE COPIED OR USED WITHOUT THE APPROVAL OF MICRO SWITCH

CATALOG LISTING	CIRCUIT MADE WITH TOGGLE LEVER IN			ELECTRICAL DATA
	KEYWAY SIDE (1-2, 4-5)	CENTER (1-2, 4-5)	OPPOSITE KEYWAY (2-3, 5-6)	
2NT1-1	ON	OFF	ON	L191 15A 125, 250, 277 VAC 1/2HP 125 VAC 1HP 250, 277 VAC 5A 125 VAC "L"
2NT1-2	OFF	NONE	ON	
2NT1-3	ON	NONE	ON	
2NT1-21	NONE	OFF	ON	
2NT1-31	NONE	ON	ON	
2NT1-4	MOM OFF	NONE	ON	
2NT1-5	MOM ON	OFF	ON	
2NT1-6	MOM ON	NONE	OFF	
2NT1-7	MOM ON	OFF	MOM ON	L192 10A 125, 250, 277 VAC 1/4HP 125 VAC, 1/2HP 250, 277 VAC 3A 125 VAC "L"
2NT1-8	MOM ON	NONE	ON	
2NT1-51	NONE	ON	MOM ON	
2NT1-61	MOM ON	OFF	NONE	



CATALOG LISTING 2NT1 SERIES CHART 1
 ISSUE 11
 CHECK AK 08NOV04
 RELEASE NO. PR-19402
 REPLACES -
 REVISIONS
 A C095305 12JUL04
 B C0-94328 12JUL04
 C 297407
 D 297782
 E 0000189
 F 0006546
 G 0009175
 12JUL04
 08NOV04
 TSM 10NOV99
 PTC/CAD 2D
 DRAWN
 ANSI Y14.5M-1982 APPLIES

- NOTES
- SWITCHES ARE CAPABLE OF WITHSTANDING A TEMPERATURE OF 160°F CONTINUOUSLY AT FULL RATED LOAD
 - MICRO SWITCH CAT. LIST. MARKED ON SIDE OF SWITCH FURNISHED UNASSEMBLED
 - APPLIES ONLY TO "ON" AND "MOMENTARY ON" POSITIONS "NH" SUFFIX MUST BE ADDED TO SPECIFY NO HARDWARE (EX 2NT1-1-NH)
 - "COMB" SUFFIX MUST BE ADDED TO SPECIFY 6-32 UNC-2A X (.260) COMBINATION DRIVE STYLE BINDING HEAD TERMINAL SCREW AND LOCKWASHER (SEMS) (EX 2NT1-7-COMB)

THIRD ANGLE PROJECTION	
SCALE FULL	
DO NOT SCALE PRINT	
UNLESS OTHERWISE SPECIFIED TOLERANCES ARE	
ONE PLACE	(.01) ±.030
TWO PLACE	(.00) ±.015
THREE PLACE	(.000) ±.005
ANGLES	±
WEIGHT	.12 LBS APPROX