

[Home](#) > Product Details

## YW15



### Features

- Small and compact size
- Built-in Inrush Current Protection
- P.C. board mount AC/DC converter
- Built-in Over Voltage Protection
- RoHS Compliant

### Safety Agency Approvals

UL, C-UL recognized

### EMI Compliance

FCC-B

**2 year warranty(refer to Instruction Manual)**

Model	Input Voltage [V]	Output Wattage [W]	DC Output [V/A]
YW1512A	DC 110 - 170 AC 85 - 132	15.6	-12 - 24V 0.65A
YW1515A	DC 110 - 170 AC 85 - 132	15	-15 - 30V 0.5A


**YW15**

**Y W 15 12A**

① ② ③ ④

- ① Series name
- ② Dual output
- ③ Output wattage
- ④ Output voltage

**RoHS**



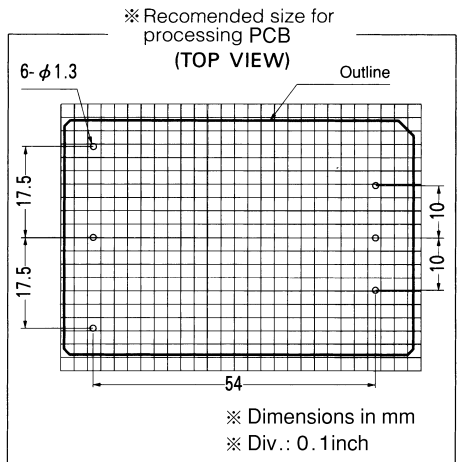
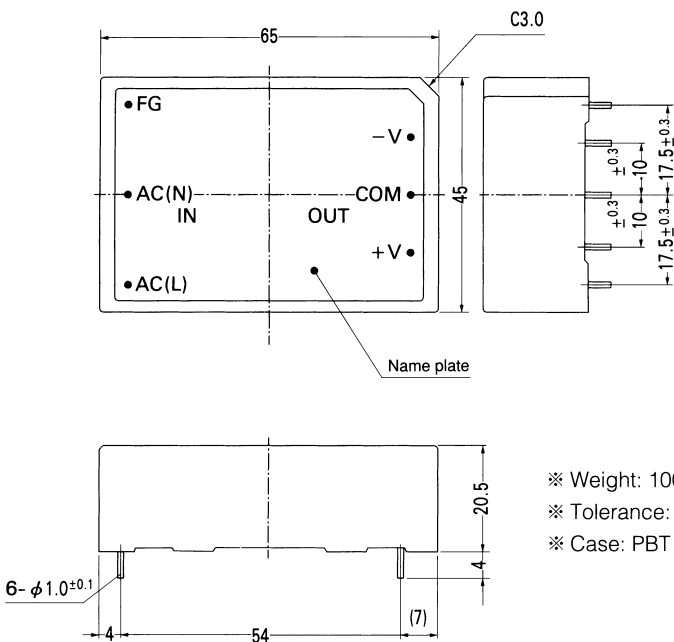
MODEL	YW1512A	YW1515A
MAX OUTPUT WATTAGE[W]	15.6	15.0
DC OUTPUT	*1 ±12V 0.65A or +24V 0.65A	±15V 0.50A or +30V 0.50A

**SPECIFICATIONS**

	MODEL	YW1512A	YW1515A
INPUT	VOLTAGE[V]	AC85 - 132 1 φ or DC110 - 170	
	CURRENT[A]	ACIN 100V	0.4typ (Io=100%)
	FREQUENCY[Hz]	47 - 440 or DC	
	EFFICIENCY[%]	ACIN 100V	78typ (Io=100%)
	INRUSH CURRENT[A]	ACIN 100V	25typ (Io=100%)
OUTPUT	VOLTAGE[V]	±12 (+24)	±15 (+30)
	CURRENT[A]	0.65	0.5
	LINE REGULATION[mV]	60max	75max
	LOAD REGULATION[mV]	600max	750max
	RIPPLE[mVp-p]	*2 120max	120max
	RIPPLE NOISE[mVp-p]	*2 150max	150max
	TEMPERATURE REGULATION[mV]	0 to +55°C	180max
	START-UP TIME[ms]	200max (ACIN 85V, Io=100%)	
	OUTPUT VOLTAGE ADJUSTMENT RANGE[V]	Fixed	
	OUTPUT VOLTAGE SETTING[%]	±5max (Rated input/output, Ta=25°C)	
HOLD-UP TIME[ms]	10typ (ACIN 85V, Io=100%)		
PROTECTION CIRCUIT	OVERCURRENT PROTECTION	Works over 105% of rating and recovers automatically	
ISOLATION	INPUT-FG, OUTPUT	AC2,000V 1minute, Cutoff current = 10mA, DC500V 50MΩmin (At Room Temperature)	
	OUTPUT-FG	AC500V 1minute, Cutoff current = 100mA, DC500V 50MΩmin (At Room Temperature)	
ENVIRONMENT	OPERATING TEMP., HUMID. AND ALTITUDE	-10 to +70°C, 20 - 95%RH (Non condensing) (Refer to DERATING CURVE), 3,000m (10,000feet) max	
	STORAGE TEMP., HUMID. AND ALTITUDE	-20 to +75°C, 20 - 95%RH (Non condensing), 9,000m (30,000feet) max	
	VIBRATION	10 - 55Hz, 98.0m/s <sup>2</sup> (10G), 3minutes period, 30minutes each along X, Y and Z axis	
	IMPACT	490.3m/s <sup>2</sup> (50G), 11ms, once each X, Y and Z axis	
SAFETY AND NOISE REGULATIONS	AGENCY APPROVALS	UL60950-1, C-UL	
	CONDUCTED NOISE	Complies with FCC-B	

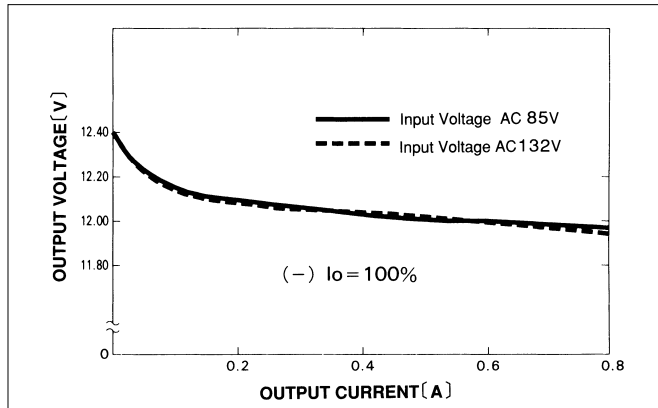
\*1 Output pins can be connected in series to make a 24V/30V output.  
 \*2 Measured by 20MHz oscilloscope.  
 \* The output specification is at ±12V and ±15V.  
 \* Parallel operation with other model is not possible.

External view

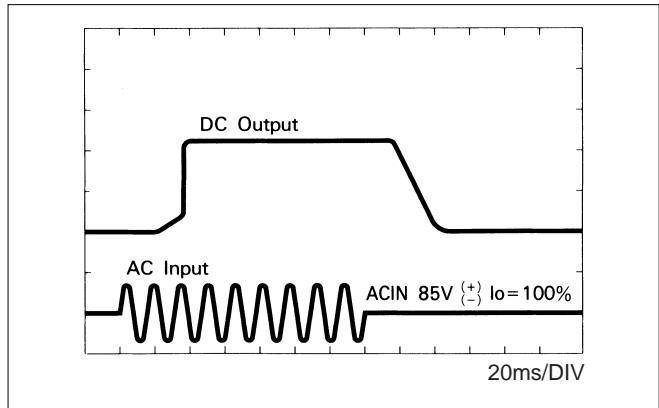


Performance data

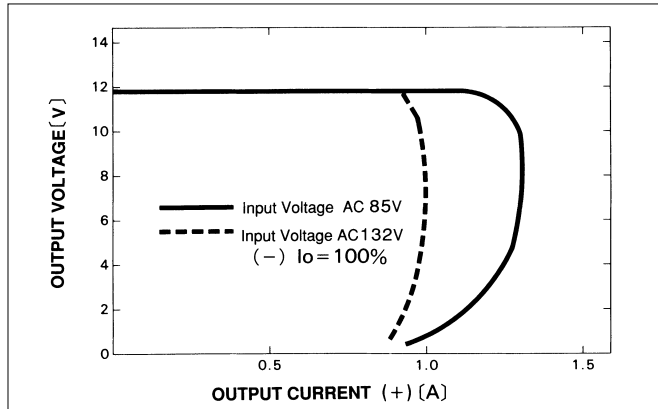
■STATIC CHARACTERISTICS (YW1512A)



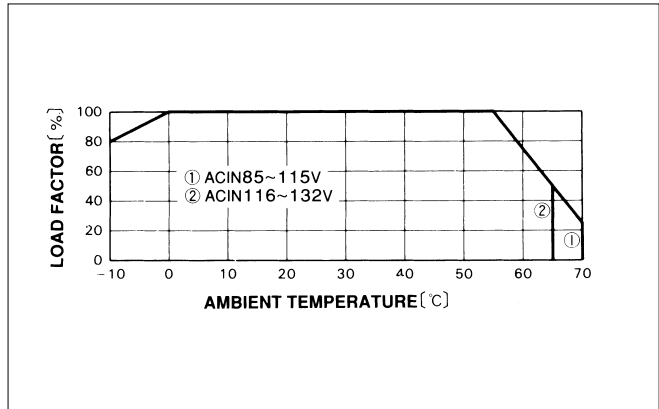
■RISE TIME & FALL TIME (YW1512A: +12V)



■OVERCURRENT CHARACTERISTICS (YW1512A)



■DERATING CURVE



Y