

Low Profile Holder Type Crystal Units



This part is a miniature AT cut strip crystal unit with a low profile package. It is with resistance weld.

FEATURES

- Low cost
- Industry standard
- Wide frequency range
- Excellent aging
- 100 % Lead (Pb)-free and RoHS compliant


RoHS
COMPLIANT

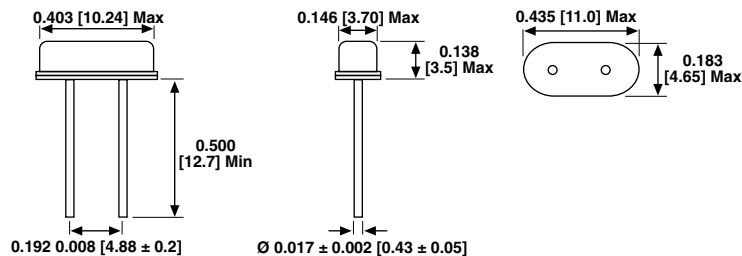
STANDARD ELECTRICAL SPECIFICATIONS

PARAMETER	SYMBOL	CONDITION	UNIT	MIN	TYPICAL	MAX
Frequency Range	F_O		MHz	3.200		66.000
Frequency Tolerance	$\Delta F/F_O$	at 25 °C	ppm	± 10	± 30	± 50
Temperature Stability	TC	ref to 25 °C	ppm	± 10	± 30	± 50
Operating Temperature Range	T_{OPR}		°C	- 20		+ 70
Storing Temperature Range	T_{STG}		°C	- 40		+ 85
Shunt Capacitance	C_O		pF			7
Load Capacitance	CL	Customer Specified	pF	10		Series
Insulator Resistance	IR	100 V _{DC}	M Ω	500		
Drive Level	DL		μ W		100	500
Aging (first year)	Fa	at 25 °C, per year	ppm	- 5.0		+ 5.0

EQUIVALENT SERIES RESISTANCE (ESR) AND MODE OF VIBRATION (MODE)

FREQUENCY RANGE (MHz)	MAX ESR (Ω)	MODE	FREQUENCY RANGE (MHz)	MAX ESR (Ω)	MODE
3.200 to 4.499	150	Fundamental/AT	9.000 to 9.999	60	Fundamental/AT
4.500 to 5.999	120	Fundamental/AT	10.000 to 12.999	50	Fundamental/AT
6.000 to 6.999	100	Fundamental/AT	13.000 to 30.000	40	Fundamental/AT
7.000 to 7.999	90	Fundamental/AT	30.000 to 66.000	80	3rd Overtone
8.000 to 8.999	80	Fundamental/AT			

DIMENSIONS in inches [millimeters]



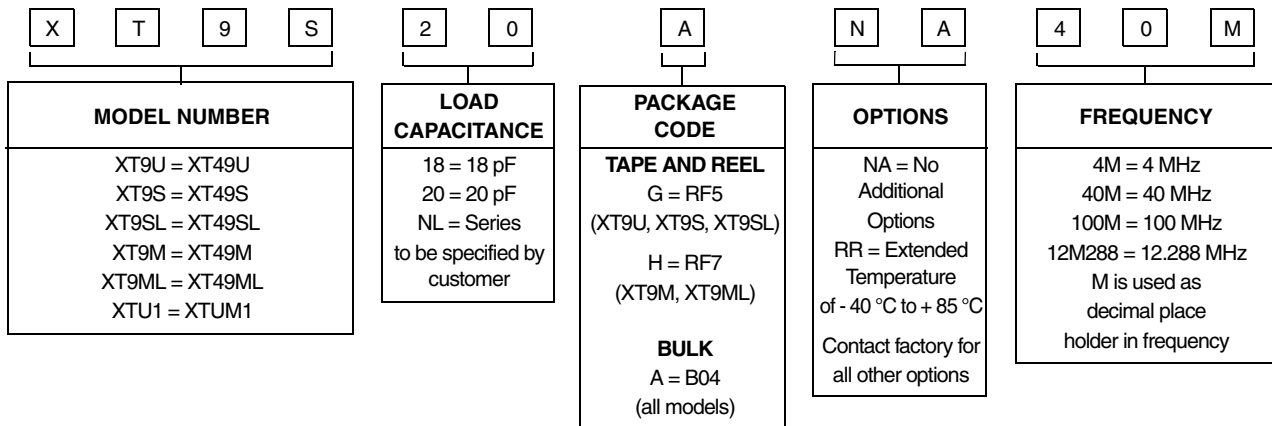
ORDERING INFORMATION

XT49S MODEL	R OTR	- 20 LOAD	SP OPTIONS	12 M FREQUENCY/MHz	e2 JEDEC LEAD (Pb)-FREE STANDARD
	Blank = Standard R = - 40 °C to + 85 °C	Blank = Series - 16 = 16 pF - 20 = 20 pF Standard - 30 = 30 pF - 32 = 32 pF	Blank = Standard SP = Spacer SL = Sleeve		

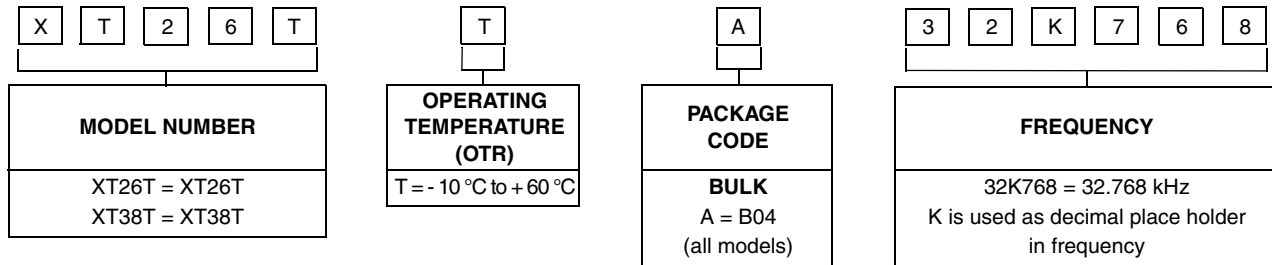
GLOBAL PART NUMBER

X	T	9	S	2	0	A	N	A	1	2	M
MODEL				LOAD		PACKAGE CODE	OPTIONS		FREQUENCY		

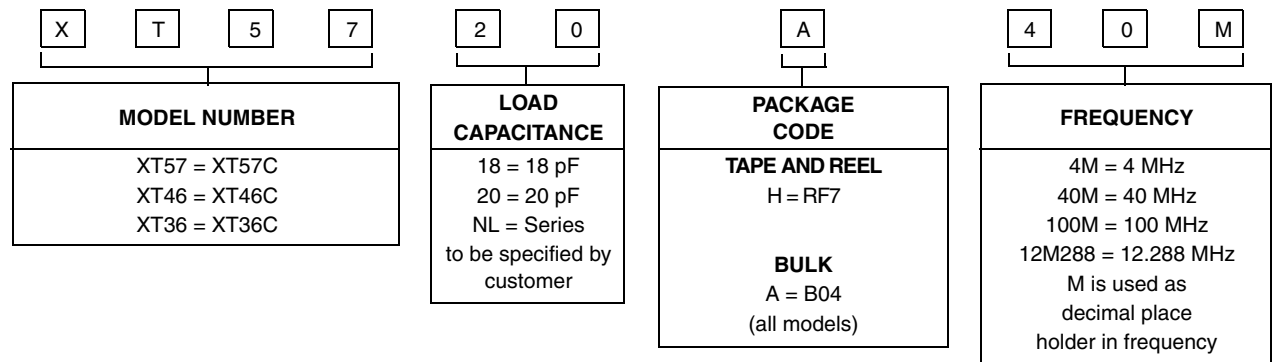
GLOBAL PART NUMBERING



Example: XT49S-20 40M



Example: XT26T 32.768K



Example: XT57C-20 40M