

This document is the property of Amphenol Corporation and is delivered on the express condition that it is not to be disclosed, reproduced or used, in whole or in part, for manufacture or sale by anyone other than Amphenol Corporation without its prior consent. It that no right is granted to disclose or to use any information in this document.

REVISIONS				
SYM	ECN	DESCRIPTION	DATE	APPROVED
A	HK	PRELIMINARY RELEASE	12/05/02	Y.M.LEE

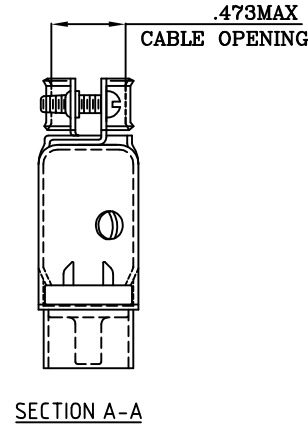
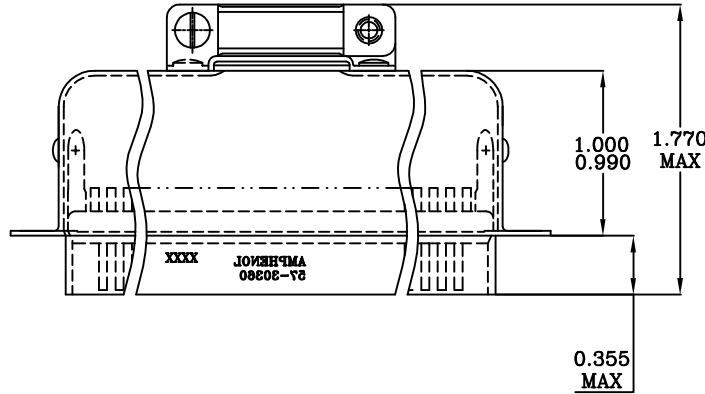
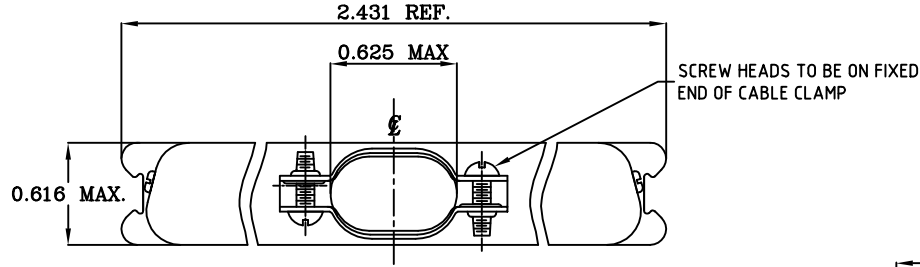


TABLE 1

CONNECTOR SIZES	AVERAGE MATING FORCE (POUNDS)
14	5
24	8
36	12
50	15
64	19

- 9) DIELECTRIC WITHSTANDING VOLTAGE: 1200 VAC (RMS) AT SEA LEVEL
- 10) CONNECTOR MATING FORCE: REFER TO TABLE 1.
- 11) CONTACT RETENTION FORCE: 2 LBS MAX.
- 12) DURABILITY: 250 CYCLES MIN.
- 13) VIBRATION: NO INTERRUPTIONS < 1u SEC.
- 14) OPERATING TEMPERATURE: -55°C TO +105°C (-67°F TO +221°F)

**SPECIFICATIONS:**

- 1) SOLDER CUP CONTACT: TO ACCOMMODATE 22-30 AWG SOLID AND 24-30 STRANDED CONNECTOR WIRES.
- 2) DIELECTRIC: DIALYL-PHTHALATE PER MIL-M-14F TYPE MDG UL-94V0
- 3) CONTACT MATERIAL: COPPER ALLOY
- 4) CONTACT: 20 MICRO-INCHES MIN. GOLD MATING AREA: 3-5 MICRO-INCHES GOLD TERMINAL AREA: 50 MICRO-INCHES MIN. NICKEL UNDERPLATING ALL OVER.
- 5) SHELL MATERIAL: ZINC PLATED STEEL.
- 6) CURRENT CAPACITY: 5 AMPS/CONTACT
- 7) VOLTAGE RATING: 700 VOLTS D.C. AT SEA LEVEL  
200 VOLTS D.C. AT 70,000 FEET
- 8) INSULATION RESISTANCE: >5000 M OHM

**CUSTOMER INFORMATION DRAWING**

ITEM NO	PART OR IDENTIFICATION NO	NOMENCLATURE OR DESCRIPTION	QTY REQ'D
<b>PARTS LIST</b>			
UNLESS OTHERWISE SPECIFIED TOLERANCES		APPROVAL	DATE
U.S. METRIC		DRAWN Y.M. LEE	12/05/02
.X +/- 0.020		CHECKED Y.M. LEE	12/05/02
.XX +/- 0.010		CHECKED	
.XXX +/- 0.005		DRAWING FILE : \DRAWING\157\C5730360.DWG	
FRACTIONS +/-		TITLE 36 CONTACT SIZE MICRORIBBON CABLE MOUNT PLUG ASSEMBLY	
ANGLES +/- 1°		Amphenol East Asia Limited Manufacturing Operation	
FOR MATERIALS AND FINISHES SEE NOTES		SIZE DRAWING NO. A3 C57-30360	
REMOVE SHARP EDGES		REVISIONS	
DIMENSIONS		SCALE NONE SHEET 1 OF 1	
U.S. INCHES		REV. A	
-(METRIC)- -(MM)-		ANGLE OF PROJECTION	