

ENM Counting Instruments > Electrical Counters > E6B Electrical Counter - Two-Hole Panel Mount > T14 DC Powered Hour Meter II. > T14 DC Powered Hour Meter I. > T18 AC Powered Hour Meter III. > T18 AC Powered Hour Meter II. > T32 AC/DC DIN Rail Mount Hour Meter > T40 Quartz DC Hour Meter > T40 3-Hole Quartz DC Hour Meter > T40 Square Mount Quartz DC Hour Meter II. > T41 Quartz DC Hour Meter II. > T41 Quartz DC Hour Meter I. > T50 Quartz AC Hour Meter I. > T50 Quartz AC Hour Meter II. > T50 Square Mount Quartz AC Hour Meter - Brushed Aluminum > T51 Quartz AC Hour Meter II. > T51 Quartz AC Hour Meter I. > Item # T51E1

Item # T51E1 T51 Quartz AC Hour Meter I.

T51 Quartz AC Hour Meter I.
T51 Quartz AC Hour Meter

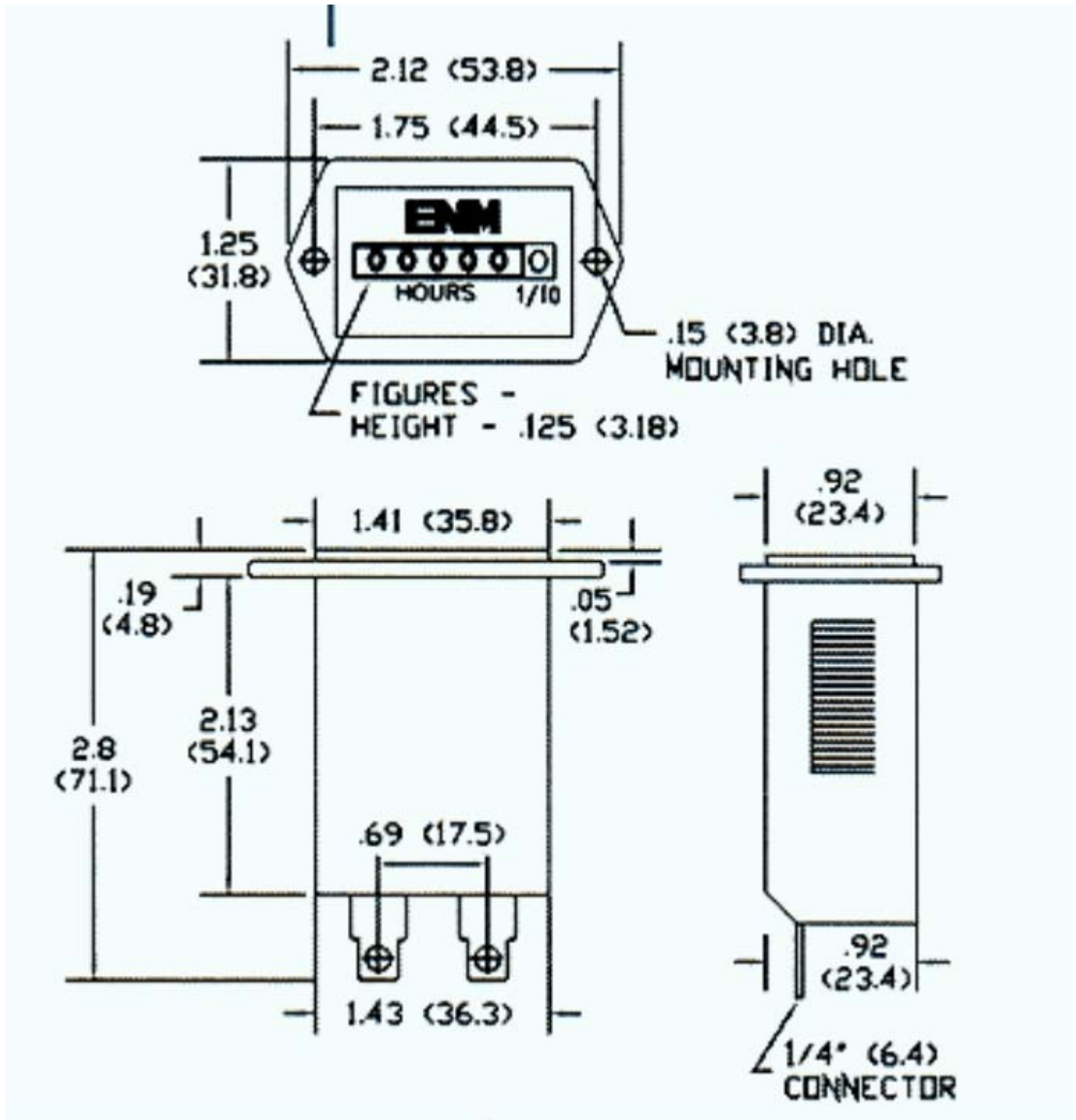


[larger image](#)

Specifications

Series	T51
Display	6-Digit
Voltage	230 V AC
Reset	None
Size	1.43W x 0.92H x 2.13D Inch
Face Size	2.12W x 1.25H Inch
Weight	2 oz.
Mounting Style	Back of Panel
Power	Less than 0.4 W

Dimensional Drawing






BACK OF PANEL




BASE

Base mounting is usually a free standing mount and connections are made with a two or more hole flange at the bottom of the unit. This is a standard mount for most mechanical counters and is sometimes used for hour meters when a panel is not available.



PCB

PC board mounting is common for using counters in add-on PCB modules to electronic machinery. This type of mounting eliminates the need for any wires and multiple counters can be assembled as one unit. The counters are attached by soldering the protruding pins into the PCB and two or more fasteners are also screwed into the bottom of the unit for additional support onto the PC board.



REAR

Rear mounting is similar to PCB mounting except there are no pins for soldering, only two or more holes on the bottom for threaded or self-tapping screws. This is an optional type of mounting used mainly when a suitable panel is not available.

