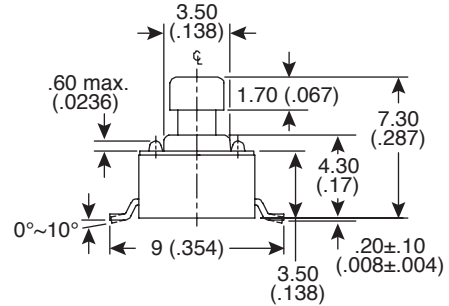
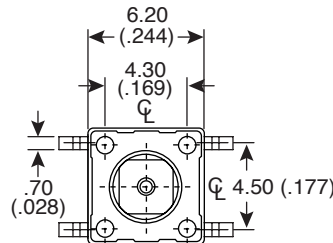
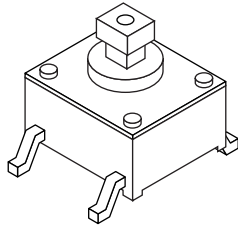
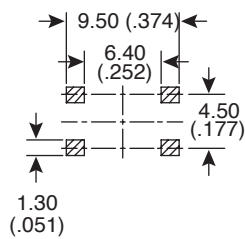


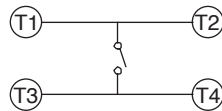
Dimensions: mm (In)



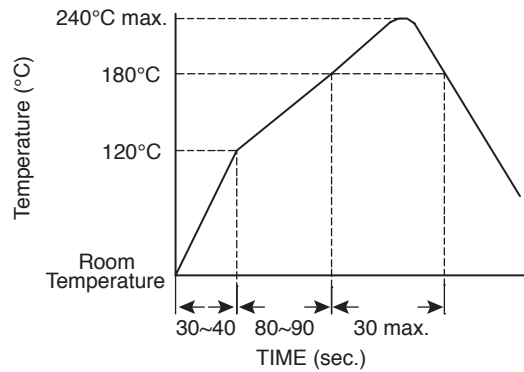
PCB Layout



Circuit Diagram



Reflow Temperature Profile



Mechanical Specifications:

- Operation Force: 160±50gf Brown (N)
- Stroke: (6x6) 0.25+0.2/-0.1mm, (12x12) 0.35±0.1mm
- Operation Temperature Range: -25°C to +70°C
- Storage Temperature Range: -30°C to +80°C

Electrical Specifications:

- Electrical Life: 300,000 cycles for 320gf, 520gf; 500,000 cycles for 260gf; 1,000,000 cycles for 100gf, 160gf
- Rating: 50mA/12VDC
- Contact Resistance: 100mΩ max.
- Insulation Resistance: 100MΩ min. @ 500VDC
- Dielectric Strength: 250VAC for 1 minute
- Contact Arrangement: SPST

Materials:

- Cover: Steel, tin plated
- Base: UL94V-0 Nylon thermoplastic, black
- Stem: UL94V-0 Nylon thermoplastic
- Contact Disc: Phosphor bronze with silver cladding
- Terminal: Brass with silver cladding
- Cap: Thermoplastic ABS

Soldering Processes:

- Hand: Use a soldering iron of 30 watts, controlled at 608°F (320°C).
- Reflow: When applying reflow soldering, the peak temperature or the reflow over should be set to 240°C max.

Tactile Switch
TS6324T1605BC



Available from Mouser Electronics

www.mouser.com

1-800-346-6873