
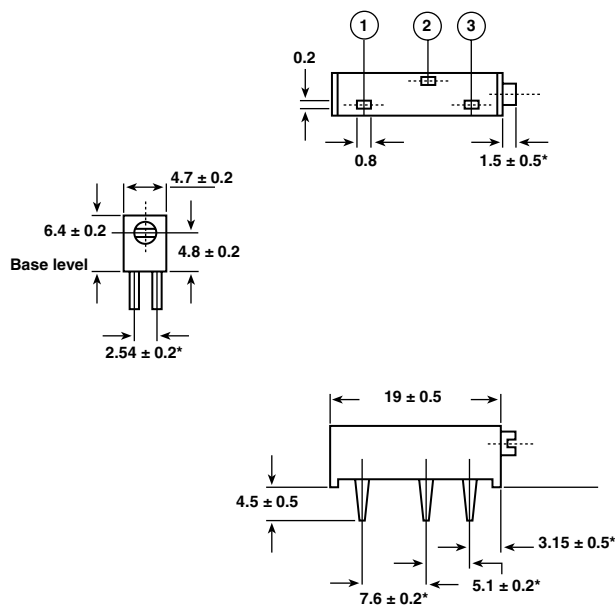


## 3/4" Rectangular (19 mm) Multi-Turn Cermet Trimmer



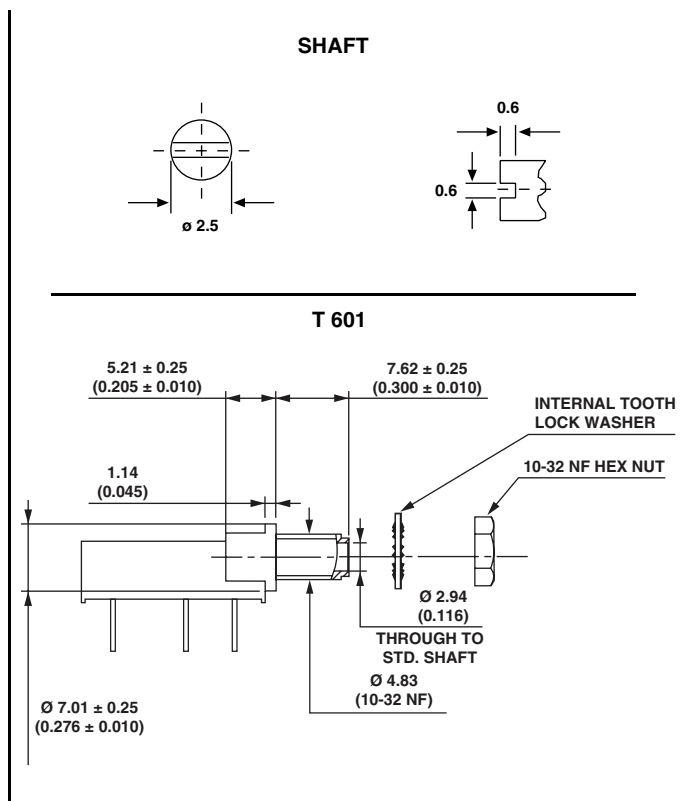
The Model 43 is manufactured to the highest international standards. This product, sealed to 85 °C for 1 minute (IEC. 68-2-17) has an effective travel of 18 turns nominal and a resistance range of 10 Ω to 2 MΩ.

### DIMENSIONS in inches (millimeters)

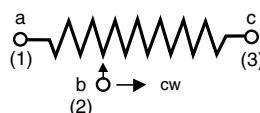


### FEATURES

- Panel mount, clear lid versions available
- Chevron shaft for sealing and smooth consistent torque
- Solder terminations for improved reliability
- Multi-finger wiper for better C.R.V.



### CIRCUIT DIAGRAM



Tolerance unless otherwise specified ± 0.5

ELECTRICAL SPECIFICATIONS		
Resistive Element		cermet
Electrical Travel		15 turns $\pm$ 1
Resistance Range		10 $\Omega$ to 2.2 M $\Omega$
Standard series E3		1 - 2.2 - 4.7 and 1 - 2 - 5
Tolerance	Standard	$\pm$ 10 %
	On Request	$\pm$ 5 %
Power Rating	Linear	0.50 W at + 70 °C
	Logarithmic	not applicable
Temperature Coefficient		See Standard Resistance Element Table
Limiting Element Voltage (Linear Law)		250 V
Contact Resistance Variation		2 % Rn or 1 $\Omega$
End Resistance (Typical)		1 $\Omega$
Dielectric Strength (RMS)		1000 V
Insulation Resistance (500 VDC)		10 <sup>6</sup> M $\Omega$

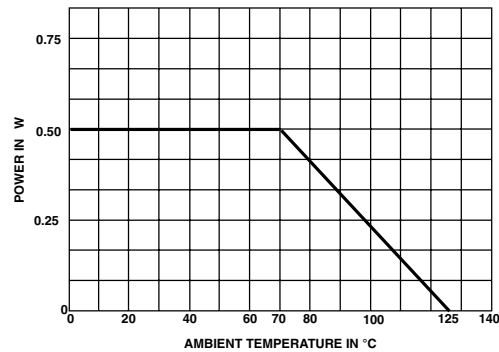
### MECHANICAL SPECIFICATIONS

Mechanical Travel	18 turns $\pm$ 5
Operating Torque (max. Ncm)	2
End Stop Torque	clutch action
Unit Weight (max. g)	1
Wiper (actual travel)	positioned at approx. 50 %

### Environmental specifications

Temperature Range	- 55 °C to + 125 °C
Climatic Category	55/125/56
Sealing	fully sealed container IP67

### POWER RATING CHART



PERFORMANCE			
TESTS	CONDITIONS	TYPICAL VALUES AND DRIFTS	
		$\frac{\Delta RT}{RT}$ (%)	$\frac{\Delta R_{1-2}}{R_{1-2}}$
Load Life	1000 hours at rated power 90°/30° - ambient temp. 70 °C	$\pm$ 1 % Contact res. variation: < 3 % Rn	$\pm$ (3 % $\pm$ 5 $\Omega$ )
Climatic Sequence	Phase A dry heat 125 °C Phase B damp heat Phase C cold - 55 °C Phase D damp heat 5 cycles	$\pm$ 0.5 %	$\pm$ 1 %
Long Term Damp Heat	56 days	$\pm$ 0.5 % Dielectric strength: 1000 V RMS Insulation resistance: > 10 <sup>4</sup> M $\Omega$	$\pm$ 1 %
Rapid Temperature Change	5 cycles - 55 °C at + 125 °C	$\pm$ 0.5 %	$\frac{\Delta V_{1-2}}{V_{1-3}} \leq \pm$ 1 %
Shock	50 g at 11 m secs 3 successive shocks in 3 directions	$\pm$ 0.2 %	$\pm$ 0.3 %
Vibration	10 - 55 Hz 0.75 mm or 10 g during 6 hours	$\pm$ 0.2 %	$\frac{\Delta V_{1-2}}{V_{1-3}} \leq \pm$ 0.3 %
Rotational Life	200 cycles	$\pm$ (2 % + 3 $\Omega$ ) Contact res. variation: < 2 % Rn	

**STANDARD RESISTANCE ELEMENT DATA**

STANDARD RESISTANCE VALUES	LINEAR LAW			TYPICAL TCR - 55 °C + 125 °C
	MAX. POWER AT 70 °C	MAX. WORKING VOLTAGE	MAX. WIPER CUR.	
Ω	W	V	mA	ppm/°C
10	0.5	2.24	224	± 100
22	0.5	3.32	151	
47	0.5	4.85	103	
100	0.5	7.07	71	
220	0.5	10.5	48	
470	0.5	15.3	33	
1K	0.5	22.4	22	
2K2	0.5	33.2	15	
4K7	0.5	48.5	10	
10K	0.5	70.7	7.1	
22K	0.5	105	4.8	
47K	0.5	153	3.3	
100K	0.5	224	2.2	
220K	0.28	250	1.1	
470K	0.13	250	0.5	
1M	0.06	250	0.3	

**MARKING**

Printed:

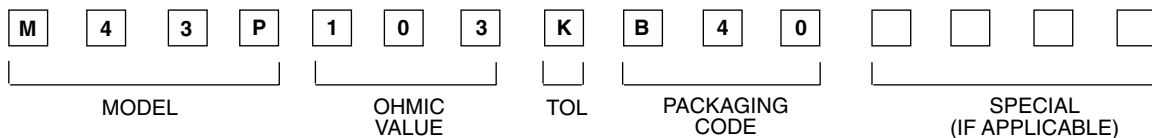
- VISHAY trademark
- model
- ohmic value
- manufacturing date
- marking of terminal 3

**PACKAGING**

- In box of 200 pieces, code BO200
- In tube by 25 pieces, code "TU25"

**ORDERING INFORMATION**

43P MODEL AND PIN STYLE	103 EIA RESISTANCE VALUE	T000 SPECIAL (omit if standard)	BO200 PACKAGING	e3 LEAD FINISH
		T601 - Panel mount	on request: TU25	e3: pure Sn

**SAP PART NUMBERING GUIDELINES**

See the end of this data book for conversion tables



## Notice

Specifications of the products displayed herein are subject to change without notice. Vishay Intertechnology, Inc., or anyone on its behalf, assumes no responsibility or liability for any errors or inaccuracies.

Information contained herein is intended to provide a product description only. No license, express or implied, by estoppel or otherwise, to any intellectual property rights is granted by this document. Except as provided in Vishay's terms and conditions of sale for such products, Vishay assumes no liability whatsoever, and disclaims any express or implied warranty, relating to sale and/or use of Vishay products including liability or warranties relating to fitness for a particular purpose, merchantability, or infringement of any patent, copyright, or other intellectual property right.

The products shown herein are not designed for use in medical, life-saving, or life-sustaining applications. Customers using or selling these products for use in such applications do so at their own risk and agree to fully indemnify Vishay for any damages resulting from such improper use or sale.