




Tubular

| Part# PRX+ | 0700 | 0800 | 0900 | 1100 | 1200 | 1300 | 1500 | 1600 | 1700 | 1800 | 1900 |
|----------------------------------|----------------------|----------------------|--|---|---|---|----------------------|---------------------------|----------------------|----------------------|--|
| CONTACT FORM | FORM A | FORM B | FORM C | FORM A | FORM B | FORM C | FORM A | FORM A | FORM A | FORM B | FORM C |
| | SPST-NO | SPST-NC | SPDT | SPST-NO | SPST-NC | SPDT | SPST-NO | SPST-NO | SPST-NO | SPST-NC | SPDT |
| SWITCHING RATING | | | |  |  |  | | | | | |
| VOLTS DC MAX | 100 | 100 | 100 | 30 | 120 | 120 | 30 | 100 | 100 | 100 | 100 |
| AMPS DC MAX | 0.25 | 0.25 | 0.25 | 0.25 | 0.25 | 0.25 | 0.01 | 0.25 | 0.25 | 0.25 | 0.25 |
| WATTS DC MAX | 10.0 | 3.0 | 3.0 | 3.0 | 3.0 | 3.0 | 0.25 | 3.0 | 10.0 | 3.0 | 3.0 |
| VOLTAGE HOLDOFF (DC) MIN. | 200 | 200 | 200 | 200 | 300 | 300 | 200 | 200 | 250 | 200 | 200 |
| INITIAL RESISTANCE (OHMS) | .25 | .25 | .25 | .25 | .25 | .25 | 1.0 | .25 | .25 | .25 | .25 |
| OPERATING TEMP RANGE (°C) | -40 +100 | -40 +100 | -40 +100 | +10 +70 | +10 +70 | +10 +70 | -40 +150 | -40 +100 | -40 +100 | -40 +100 | -40 +100 |
| D-MUST OPERATE (INCH) | .200 | .200 | .200 | .750 | .750 | .750 | .125 | .125 | .200 | .200 | .200 |
| D-MUST RELEASE (INCH) | .600 | .600 | .600 | 1.500 | 1.500 | 1.500 | .400 | .400 | .550 | .550 | .550 |
| WIRE COLOR/AWG | WHT/22 | RED/24 | RED-N. C/24 WHT.-N. O/24 BLK.- COM/24 | WHT/22 | WHT/22 | WHT/22 | BLUE/28 YELL/28 | ELECTRO- PLATED TIN | WHT/22 | RED/22 | BLUE-N. C./22 RED-N. O./22 WHT.- COM/22 |
| DIAMETER (INCH) | .313 | .313 | .445 | .455 | .455 | .455 | .095 | .250 | .245 | .245 | .245 |
| LENGTH (INCH) | 1.500 | 1.500 | 1.510 | 1.505 | 1.505 | 1.505 | .470 | .500 | 1.000 | 1.000 | 1.000 |
| ACTUATOR PART NO. | 0100ACT | 0100ACT | 0100ACT | 1000ACT | 1000ACT | 1000ACT | 1005ACT | 1006ACT | 1007ACT | 1007ACT | 1007ACT |
| DIAMETER (INCH) | .313 | .313 | .445 | .455 | .455 | .455 | .100 | .250 | .245 | .245 | .245 |
| LENGTH (INCH) | 1.500 | 1.500 | 1.505 | 1.505 | 1.505 | 1.505 | .410 | .500 | 1.000 | 1.000 | 1.000 |
| NOTES: | | | | | | | | | | | |

Part Number **PRX+0700** Contact Form A Switch Configuration SPST Rev. B
Threaded Proximity Sensor

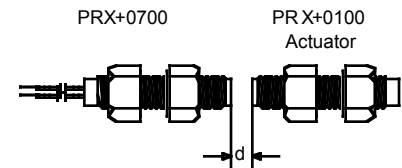
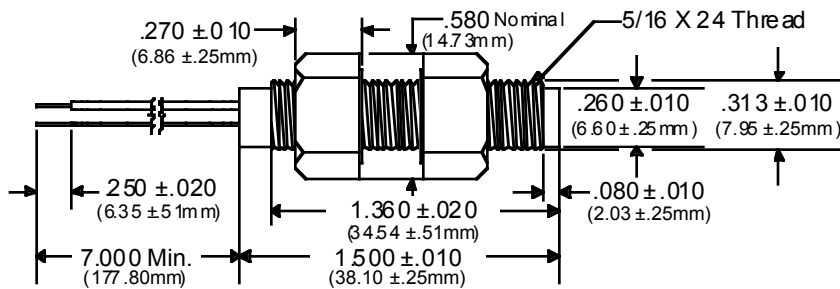
| Features | Advantages |
|--|---|
| <ul style="list-style-type: none"> • Hermetically sealed contacts • Black Valox housing • Position adjustable | <ul style="list-style-type: none"> • Extended operations in extreme environments • Not ESD sensitive • Custom sensitivity and configurations available |

Electrical Specifications

| | | | |
|-------------|----------------------------|-----------------|-------------|
| Power | | Watts - maximum | 10 |
| Voltage | Switching | VDC - maximum | 100 |
| | Breakdown | VDC - minimum | 300 |
| Current | Switching | Amp - maximum | 0.25 |
| | Carry | Amp - maximum | TBD |
| Resistance | Initial Contact Resistance | Ohm - maximum | 0.25 |
| | Insulation Resistance | Ohm - minimum | 1 E11 |
| Capacitance | Contact | pF - typical | 0.6 |
| Temperature | Operating | °C - maximum | +105 |
| | Storage | °C | -40 to +140 |

Physical/Operational Specifications

| | | | |
|---------------------|----------------------|--------------------|-------|
| Housing Volume | Excluding Connection | CC - nominal | 1.9 |
| External Connection | 22 AWG | UL 1007/ 1569 | PVC |
| Must Operate | Distance (d) | Inches | 0.200 |
| Must Release | Distance (d) | Inches | 0.750 |
| Operate Time | Including Bounce | mSeconds - maximum | 1.00 |
| Release Time | Including Bounce | mSeconds - maximum | .30 |


Notes:

- (1) Specifications are not constant across entire magnetic range.
- (2) Customer must exercise care in handling and mounting to prevent damage to internal components and subsequent changes to sensor performance.
- (3) For information about performance, custom configuration (i.e. wire length or color; connectors; operational variation), or packaging contact our Sales department.
- (4) Information contained hereon is for informational purposes only and should not be deemed as accurate for a specific application. Consult factory for specific application information and/or latest revision.