


GE1A Series — Single Function ON Delay Timers



Key features of the GE1A series include:

- DPDT or SPDT + instantaneous SPDT
- 8-pin, octal base
- 8 time ranges
- Repeat error $\pm 0.2\%$ maximum
- Large, clear knob for easy setting
- Instant monitoring of operational status by LED indicators



TÜV Rheinland

Specifications	Rated Operating Voltage		24V AC/DC 100 to 120V AC 220 to 240V AC
	Voltage Tolerance		AC: 85 to 110% DC: 90 to 110%
	Contact Rating		240V AC/5A 24V DC/5A
	Contact Form		DPDT or SPDT+ instantaneous SPDT
	Repeat Error		$\pm 0.2\% \pm 10\text{msec}$ maximum
	Voltage Error		$\pm 0.5\% \pm 10\text{msec}$ maximum
	Temperature Error		$\pm 3\%$ maximum
	Setting Error		$\pm 10\%$ maximum
	Reset Time		0.1 sec maximum
	Insulation Resistance		100M Ω minimum (500V DC megger)
	Dielectric Strength		Between power and output terminals: 1,500V AC, 1 minute Between contact circuits: 750V AC, 1 minute
	Vibration Resistance		Damage limits: Amplitude 0.75mm, 10 to 55 Hz Operating extremes: Amplitude 0.5mm, 10 to 55 Hz
	Shock Resistance		Damage limits: 500m/s ² (Approx. 50G)
	Power Consumption	GE1A-B	24V AC type: 1.6 VA
24V DC type: 1.0W			
110V AC type: 3.8 VA			
220V AC type: 7.7 VA			
GE1A-C		24V AC type: 2.0 VA	
		24V DC type: 0.8W	
		110V AC type: 3.5 VA	
		220V AC type: 8.0 VA	
Electrical Life		100,000 operations minimum (at full rated load)	
Mechanical Life		10,000,000 operations minimum	
Operating Temperature		-10 to +55°C (without freezing)	
Operating Humidity		35 to 85% RH (without freezing)	

GE1A Table of Contents

Part Number List —	G-55
Timing Diagrams —	G-55
GE1A Accessories —	G-56
GE1A Dimensions —	G-57

Part Numbering List

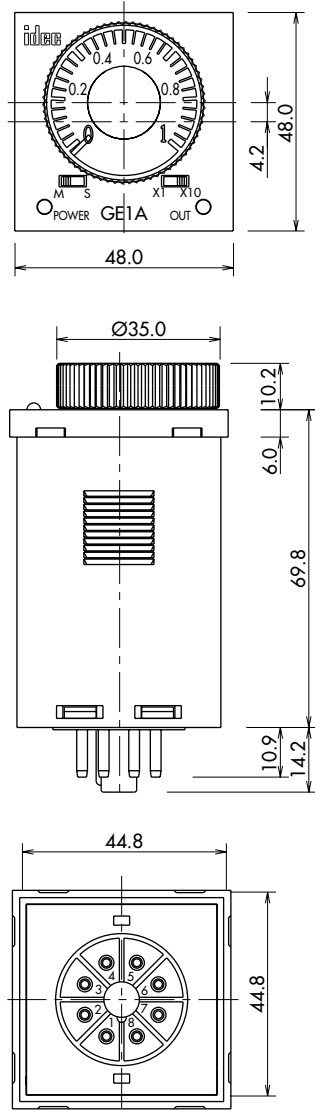
Mode of Operation	Contact	Output	Rated Voltage	Time Range	Complete Part No.
ON-Delay	Delayed SPDT + Instantaneous SPDT	24V DC/120V AC, 5A	24V AC/DC	0.1s to 10m	GE1A-B10MAD24
			110-120V AC		GE1A-B10MA110
			220-240V AC		GE1A-B10MA220
			24V AC/DC	0.1m to 10h	GE1A-B10HAD24
			110-120V AC		GE1A-B10HA110
			220-240V AC		GE1A-B10HA220
	Delayed DPDT	240V AC, 5A	24V AC/DC	0.1s to 10m	GE1A-C10MAD24
			110-120V AC		GE1A-C10MA110
			220-240V AC		GE1A-C10MA220
			24V AC/DC	0.1m to 10h	GE1A-C10HAD24
			110-120V AC		GE1A-C10HA110
			220-240V AC		GE1A-C10HA220

Timing Diagrams/Schematics

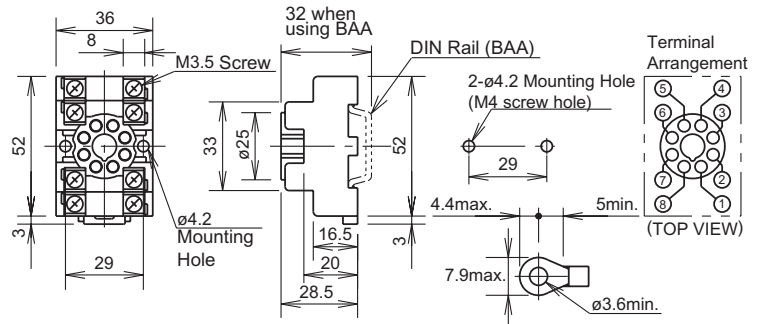
	GE1A-B Delayed SPDT + Instantaneous SPDT	GE1A-C Delayed DPDT																																					
Operation Mode Selection																																							
ON-Delay 1 MODE A	<table border="1"> <thead> <tr> <th>Item</th> <th>Terminal No.</th> <th>Operation</th> </tr> </thead> <tbody> <tr> <td>Power (Power)</td> <td>2-7 (8p)</td> <td> </td> </tr> <tr> <td rowspan="2">Delayed Contact</td> <td>(NC) 5-8 (8p)</td> <td> </td> </tr> <tr> <td>(NO) 6-8 (8p)</td> <td> </td> </tr> <tr> <td rowspan="2">Instantaneous Contact</td> <td>(NC) 1-4</td> <td> </td> </tr> <tr> <td>(NO) 1-3</td> <td> </td> </tr> <tr> <td rowspan="2">Indicator</td> <td>POWER</td> <td> </td> </tr> <tr> <td>OUT</td> <td> </td> </tr> </tbody> </table>	Item	Terminal No.	Operation	Power (Power)	2-7 (8p)		Delayed Contact	(NC) 5-8 (8p)		(NO) 6-8 (8p)		Instantaneous Contact	(NC) 1-4		(NO) 1-3		Indicator	POWER		OUT		<table border="1"> <thead> <tr> <th>Item</th> <th>Terminal No.</th> <th>Operation</th> </tr> </thead> <tbody> <tr> <td>Power (Power)</td> <td>2-7 (8p)</td> <td> </td> </tr> <tr> <td rowspan="2">Delayed Contact</td> <td>(NC) 1-4, 5-8 (8p)</td> <td> </td> </tr> <tr> <td>(NO) 1-3, 6-8 (8p)</td> <td> </td> </tr> <tr> <td rowspan="2">Indicator</td> <td>POWER</td> <td> </td> </tr> <tr> <td>OUT</td> <td> </td> </tr> </tbody> </table>	Item	Terminal No.	Operation	Power (Power)	2-7 (8p)		Delayed Contact	(NC) 1-4, 5-8 (8p)		(NO) 1-3, 6-8 (8p)		Indicator	POWER		OUT	
Item	Terminal No.	Operation																																					
Power (Power)	2-7 (8p)																																						
Delayed Contact	(NC) 5-8 (8p)																																						
	(NO) 6-8 (8p)																																						
Instantaneous Contact	(NC) 1-4																																						
	(NO) 1-3																																						
Indicator	POWER																																						
	OUT																																						
Item	Terminal No.	Operation																																					
Power (Power)	2-7 (8p)																																						
Delayed Contact	(NC) 1-4, 5-8 (8p)																																						
	(NO) 1-3, 6-8 (8p)																																						
Indicator	POWER																																						
	OUT																																						

Dimensions: GE1A Series

GE1A Timer

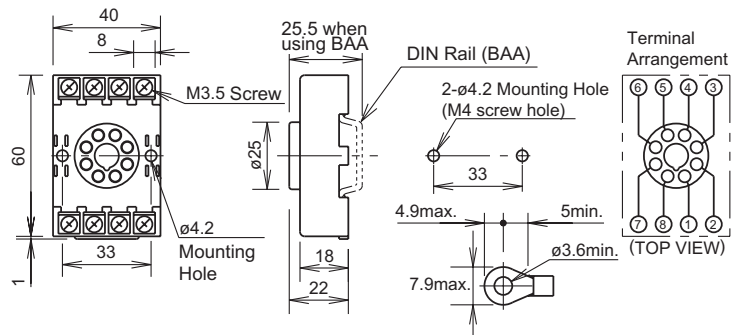


8-Pin SR2P-05



8-Pin SR2P-06

Dimensions in inches (mm)



GE1A Timer Panel Cutout

