

Solid State Relays Industrial, 3-Phase ZS Type RZ3A



- 3-phase Solid State Relay
- Zero switching
- Rated operational current: 3 x 25, 55 or 75 A
- Rated operational voltage: Up to 600 VAC
- Control voltage 5 VDC, 4-32 VDC or 24-275 VAC
- Integral snubber network
- Built-in varistor
- Over-temperature protection option with alarm output
- IP 10 back-of-hand protection
- LED indication of control input and over-temperature alarm status

Product Description

A Solid State Relay family designed to switch various loads such as heating elements, motors and transformers. The relay is capable of switching high voltages up to 600 VACrms. The built-in varistor secures transient protection for heavy industrial applications.

For higher reliability and load cycle capability three semiconductor power units are soldered directly on to the direct

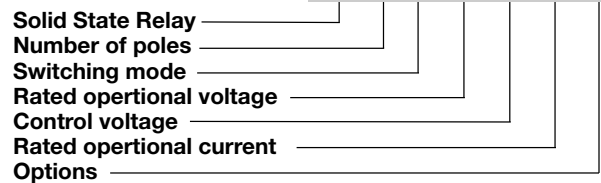
copper bonded (DCB) substrate.

AC- or DC-controlled versions are available. Built-in LED status indication for applied control voltage and over-temperature alarm (optional). A version that can be controlled with 5 VDC @ 15 mA (max) is also available (LD).

The series covers a range of load currents up to 75 AACrms.

Ordering Key

RZ 3 A 60 D 75 P



Type Selection

Switching mode	Rated operational voltage	Rated operational current	Control voltage	Option
A: Zero Switching	40: 400 VACrms 48: 480 VACrms 60: 600 VACrms	25: 3 x 25 AACrms 55: 3 x 55 AACrms 75: 3 x 75 AACrms	LD: 5 VDC D: 4-32 VDC A: 24-275 VAC/24-50 VDC	P: Over-temperature protection and alarm output (available only for A and D input)

Selection Guide

Rated operational voltage	Control voltage	Rated operational current		
		3 x 25 A	3 x 55 A	3 x 75 A
400 VACrms	5 VDC	RZ3A40LD25	RZ3A40LD55	RZ3A40LD75
	4-32 VDC	RZ3A40D25	RZ3A40D55	RZ3A40D75
	24-275 VAC/24-50 VDC	RZ3A40A25	RZ3A40A55	RZ3A40A75
480 VACrms	5 VDC	RZ3A48LD25	RZ3A48LD55	RZ3A48LD75
	4-32 VDC	RZ3A48D25	RZ3A48D55	RZ3A48D75
	24-275 VAC/24-50 VDC	RZ3A48A25	RZ3A48A55	RZ3A48A75
600 VACrms	5 VDC	RZ3A60LD25	RZ3A60LD55	RZ3A60LD75
	4-32 VDC	RZ3A60D25	RZ3A60D55	RZ3A60D75
	24-275 VAC/24-50 VDC	RZ3A60A25	RZ3A60A55	RZ3A60A75

Notes

Over-temperature protection and alarm output: add suffix P to include over-temperature protection and alarm output. Example: RZ3A60D75P. Not available with "LD" type control.

Isolation

Rated isolation voltage	
Input to output	≥ 4000 VACrms
Output to case	≥ 4000 VACrms

Thermal Specifications

Operating temperature	-30° to +80°C (-22° to +158° F)
Storage temperature	-40° to +100°C (-40° to +212° F)
Junction temperature	≤ +125°C (+ 257°F)

General Specifications

	RZ3A40..	RZ3A48..	RZ3A60..
Operational voltage range	24-440 VAC	42-530 VAC	42-660 VAC
Blocking voltage	850 V _p	1200 V _p	1600 V _p
Operational frequency range	45 to 65 Hz	45 to 65 Hz	45 to 65 Hz
Overvoltage category	III	III	III
Pollution degree	3	3	3
Approvals	UL, cUL, CSA	UL, cUL, CSA	UL, cUL, CSA
CE-marking	Yes	Yes	Yes

Input Specifications

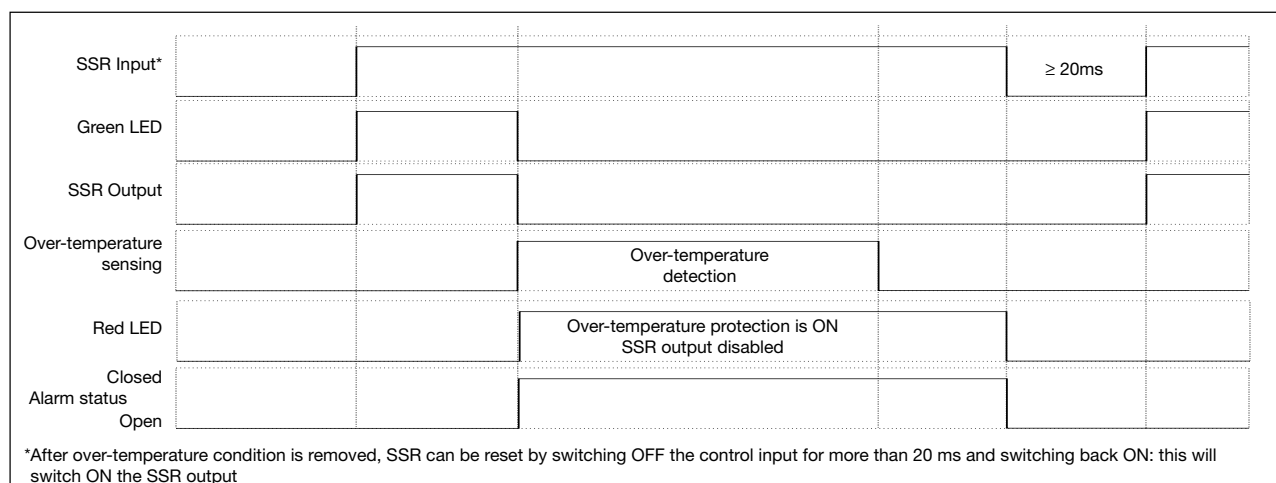
	RZ3A..LD..	RZ3A..D..	RZ3A..A..
Control voltage range	5 VDC	4-32 VDC	24-275 VAC/24-50 VDC
Pick-up voltage	4.5 VDC	3.8 VDC	18 VAC/20 VDC
Drop-out voltage	1.2 VDC	1.2 VDC	9 VAC/DC
Input current	≤ 15 mA	≤ 23 mA	≤ 15 mA
Response time pick-up Power output = 50 Hz	10 ms	10 ms	20 ms
Response time drop-out Power output = 50 Hz	10 ms	10 ms	30 ms

All data specified at Ta=25°C

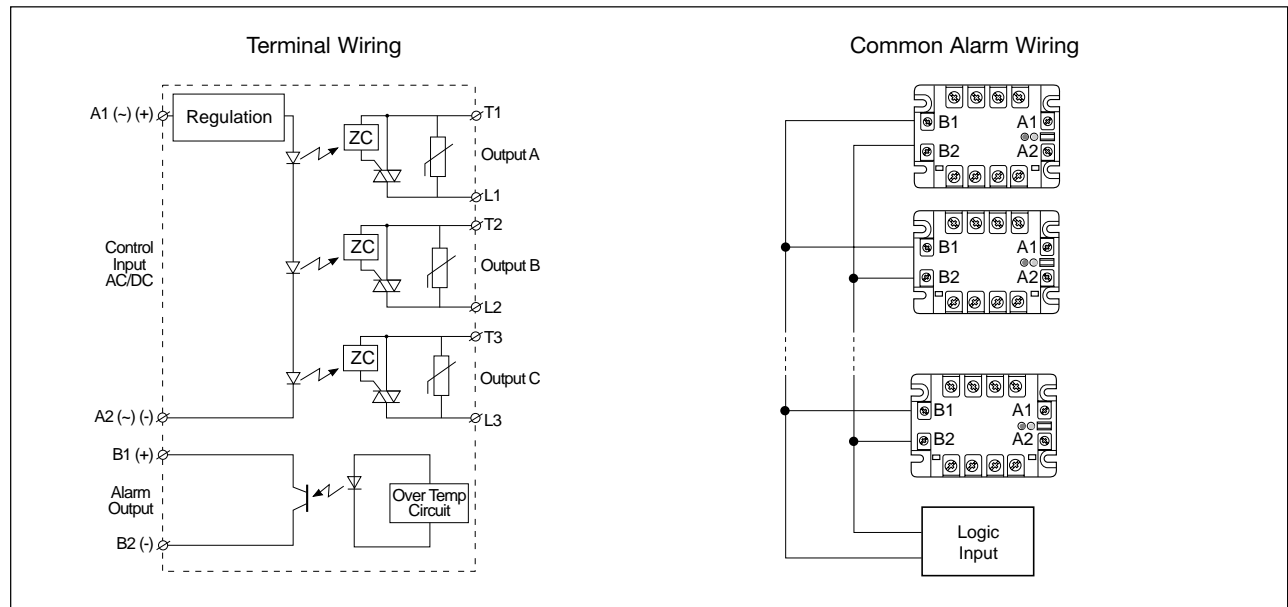
Output Specifications

	RZ3A..25..	RZ3A..55..	RZ3A..75..
Rated operational current AC51 @ Ta=25°C AC53a @ Ta=25°C	25 Arms 5 Arms	55 Arms 15 Arms	75 Arms 20 Arms
Minimum operational current	150 mArms	250 mArms	400 mArms
Rep. overload current t=1 s	37 Arms	< 125 Arms	< 150 Arms
Non-rep. surge current t = 10 ms	300 A _p	600 A _p	1150 A _p
Off-state leakage current	< 3 mArms	< 3 mArms	< 3 mArms
I ² t for fusing t = 10 ms	450 A ² s	1800 A ² s	6600 A ² s
On-state voltage drop	≤ 1.6 Vrms	≤ 1.6 Vrms	≤ 1.6 Vrms
Critical dV/dt off-state	≥ 500 V/μs	≥ 500 V/μs	≥ 500 V/μs

Over-temperature Protection (Option: ...P)



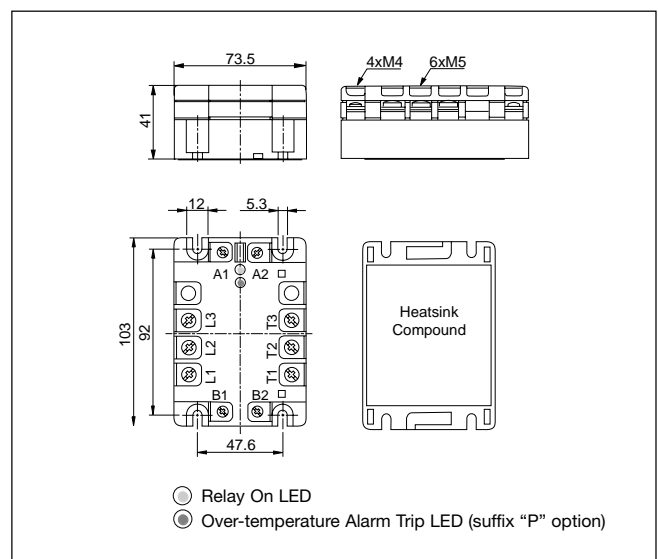
Connection Diagrams



Housing Specifications

Weight	Approx. 380 g	
Material	Noryl	
Base plate	Aluminum, nickel-plated	
25, 55A	Copper, nickel-plated	
75A		
Potting compound	Polyurethane	
Relay		
Mounting screws	M5	
Mounting torque	≤ 1.5 Nm	
Control terminal		
Mounting screws	M4	
Mounting torque	≤ 0.5 Nm	
Wire size	Max.	2 x 2.5 mm ² (AWG14)
	Min.	2 x 1 mm ²
Power terminal		
Mounting screws	M5	
Mounting torque	≤ 2.5 Nm	
Wire size	Max.	2 x 6 mm ² (AWG8)
	Min.	2 x 1 mm ²

Dimensions



All dimensions in mm

Alarm Output Connection

